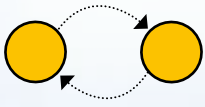




**TONNES OF
VERSATILITY**

TONNES OF VERSATILITY

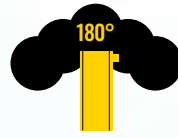





**QUICK DRUM
EXCHANGE**



**INTELLIGENT LOAD
MANAGEMENT**



**180° RADIAL FINES
CONVEYOR**



**TRACK, STACK
& SLEW**



TRT620R SERIES

FEATURES & BENEFITS



The EDGE TRT620R tracked trommel has been designed for maximum productivity and superior screening efficiency. Thanks to 2m (6'9") X 5.5m (18') long drum and a screening area of 30m² (35.8yds²).

With a heavy duty construction design and high manoeuvrability, the TRT620R tracked trommel can cater for a wide range of applications, whether it is screening compost, mulch, soil, biomass or construction and demolition waste.

Impressive design features include an intelligent load management system that continually adjusts feeder speed for superior uptime and production capacity. The EDGE TRT620R has uniquely combined the ability to track and stack material simultaneously with an 180° Radial fines conveyor allowing for improved production and increased stockpile capacity. An innovative feeder design and drum swinging door allows the screening drum to be exchanged in the matter of minutes. The TRT620R also allows operators to take advantage of existing drum stock thanks to its ability to accept drums from other manufacturers.

Like all EDGE products, the EDGE TRT620R can be customised to meet the customers exact operation requirements.

KEY HIGHLIGHTS

- Intelligent operating system ensures maximum up-time.
- 180° Radial Fines Conveyor fitted as standard for improved stockpiling.
- Innovate feeder design and drum swinging door allows for quick drum exchange procedure.
- Punch plate drum is compatible with Doppstadt, Pronar, Neuenhauser and Terex Ecotec models.
- 2m (6'9") x 5.5m (18') long drum provides a screening area of 30m² (35.8yds²).



**INTELLIGENT OPERATING SYSTEM
ENSURES MAXIMUM UPTIME**



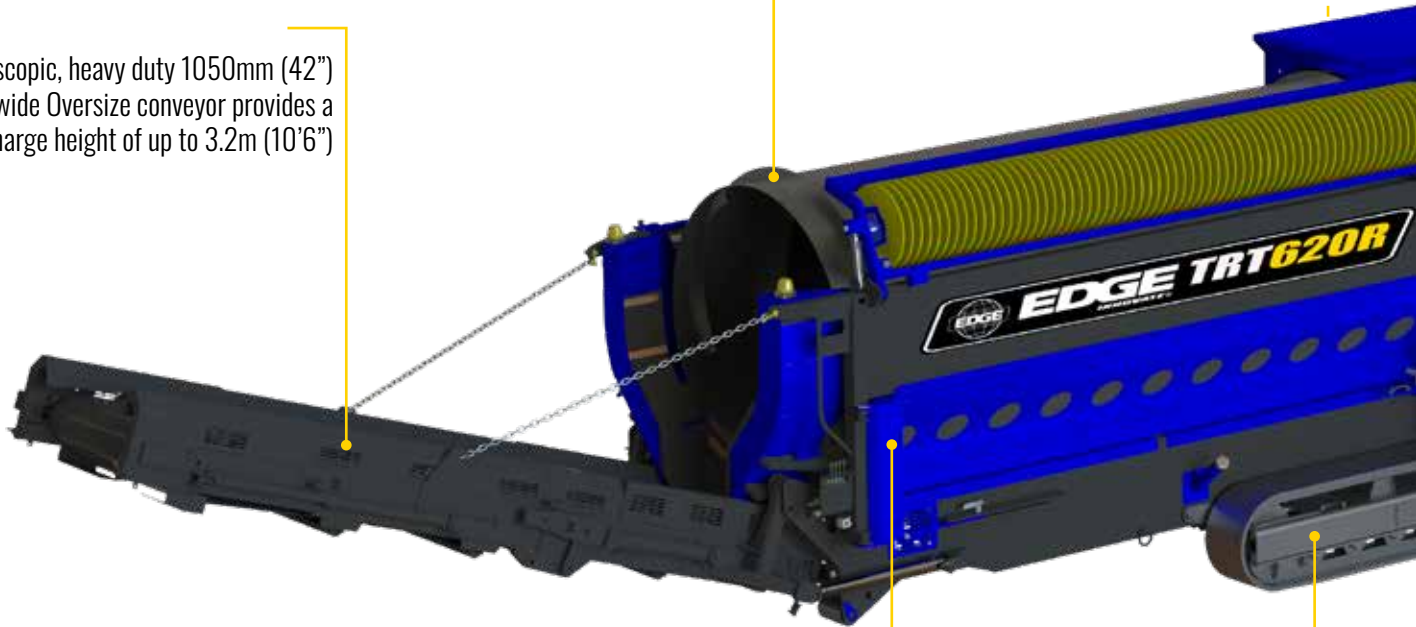
TRT620R SERIES

DESIGN FEATURES

Control panel features; automatic start-up, eco-power saving and material overload management system functionality

Easily replaceable 2m (6'9") x 5.5m (18') long punch plate drum. Compatible with Doppstadt, Pronar, Neuenhauser and Terex Ecotec models.

A telescopic, heavy duty 1050mm (42") wide Oversize conveyor provides a discharge height of up to 3.2m (10'6")



Track, Stack and Slew functionality enables operators to create massive windrow stockpiles

Two drum swinging doors allow for an easy access for drum exchange and maintenance



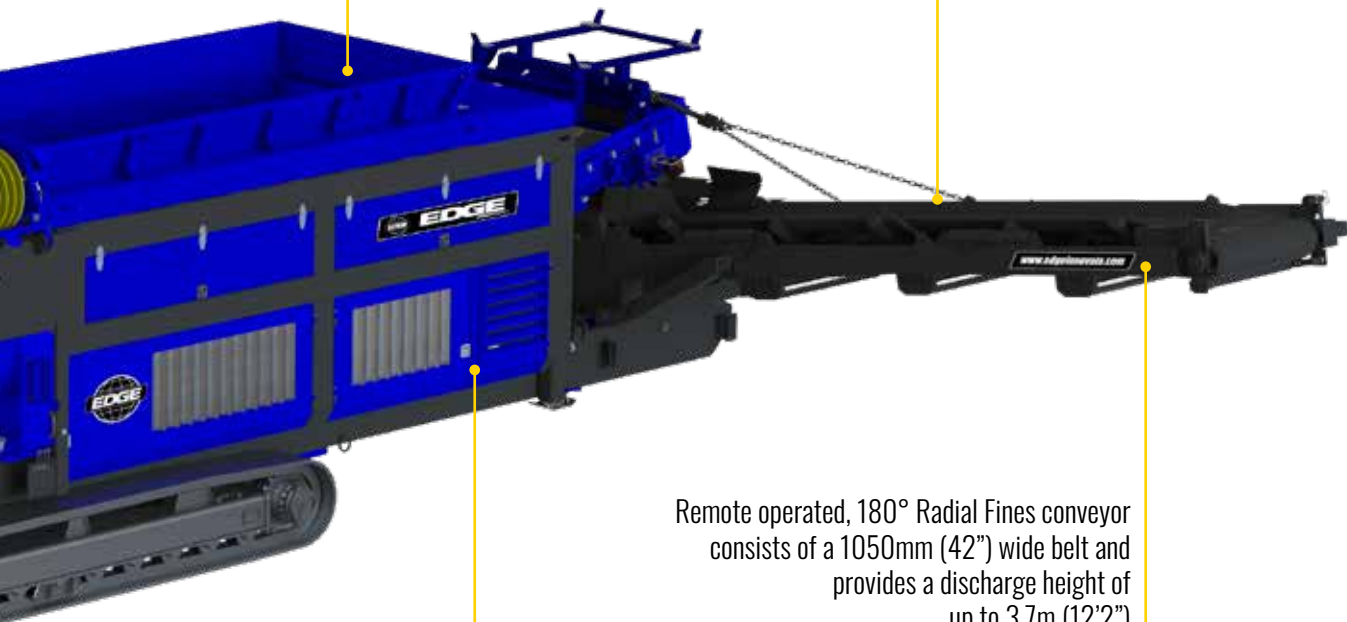
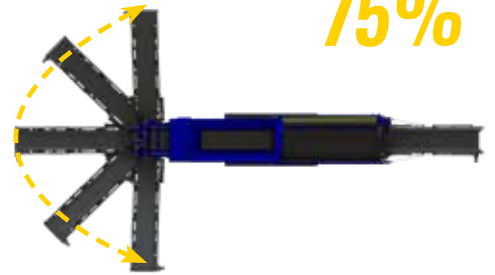
Enables for one man operation with all main functions controlled via wireless remote

RADIAL CONVEYOR REDUCES MATERIAL HANDLING BY UP TO

75%

Large hopper capacity coupled with a 1200mm (48") wide, variable speed forward/reverse feed conveyor

Hydraulic folding function enables a quick transfer from transport to operational mode.



Remote operated, 180° Radial Fines conveyor consists of a 1050mm (42") wide belt and provides a discharge height of up to 3.7m (12'2")

Powered by a CATERPILLAR C3.6 Tier 4 Final / STAGE V industrial power unit. Tier 3 / LRC engine options also available.

APPLICATIONS

C&D WASTE



MSW



COMPOST



MULCH



WOOD CHIP



TOP SOIL



TRT620R SERIES

TECHNICAL SPECIFICATIONS

TRANSPORT DIMENSIONS

TRT620R

Length:	14.9m (49'1")
Width:	2.8m (9'10")
Height:	3.4m (11'2")
Shipping Method:	RoRo
Gross Weight (Est):	30000KG / 33UST

CONVEYOR DATA

Hopper Capacity:	8m ³ (10.4yds ³)
Minimum Feed In Height:	3m (9'10")
Feed Conv. Belt Width:	1.2 (48")
Collection Conv. Belt Width:	1.5m (59")
Fines Conv. Discharge Height:	3.7m (12'2")
Fines Conv. Stockpile Volume:	675m ³ (882yds ³)
Oversize Conv. Discharge Height:	3.2m (10'6")
Oversize Conv. Stockpile Volume:	80m ³ (105yds ³)


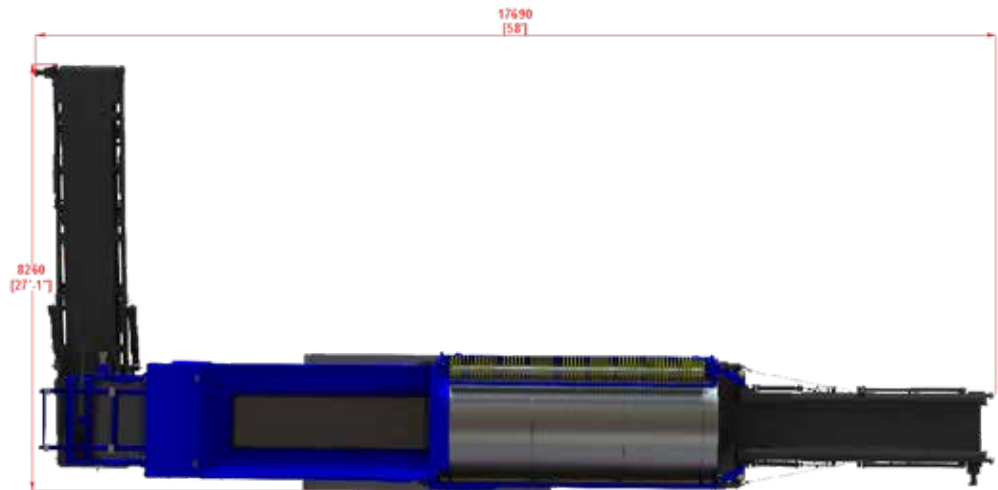
DRUM DATA

Drum Diameter:	2m (6'9")
Drum Length:	5.5m (18')
Drive System:	Direct Drive
Drum RPM:	0-23RPM
Screening Angle:	0-5°

POWERUNIT DATA

Tier 3 Engine:	CAT3.6 82Kw (110Hp)
Tier 4 Final Engine:	CAT3.6 82Kw (110Hp)

TRT620R OPERATIONAL DIMENSIONS



AVAILABLE OPTIONS

POWER-SOURCE CONFIGURATIONS



Tier 4 Final / STAGE V - CAT3.6 100Kw (134HP)




Tier 3 / LRC - CAT4.4 96Kw (129HP)


SCREENING DRUM OPTIONS



Spiral Drum - ideal for extending screening time of feed material



Mesh Panels - A large screening area suitable for compost, mulch, topsoil etc.



Punch Plate - suitable for abrasive materials with rough or large piece sizes

ADDITIONAL SEPARATION OPTIONS



Twin Deck Vibrating Grid - Available with remote tipping function



Reject Grid - manual or remote tipping grids available with various bofor bars



Fully Contained Vacuum System - no secondary power source required



Overband Magnet- fitted to collection conveyor to extract ferrous metal



Magnetic Head Drum -fit to either discharge conveyors



Drum Knives

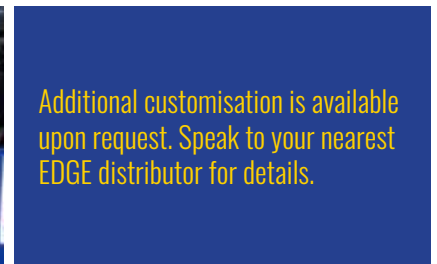
ADDITIONAL OPTIONS



Rubber Track Pads - perfect for operating on hard surfaces



Central Auto-lube System - ensure against excessive component wear



Additional customisation is available upon request. Speak to your nearest EDGE distributor for details.

PRODUCT AND TECHNICAL SUPPORT

TRIED, TESTED & TRUSTED THROUGHOUT THE GLOBE

With our ethos of “**Innovation at Work**” EDGE not only persist in pushing the boundaries of design and manufacturing to produce hard working, quality machinery, we also bring that same ethos to our aftersales service in order to bring real benefits to customers right across the world.

At EDGE we like to see the sales transaction as the start of a long-term partnership. Our goal is to offer the best customer support in the market for the lifetime of the unit. EDGE has reinvested and expanded our aftersales department in order to streamline and provide the customer support we believe our customers deserve.



TECHNICAL ASSISTANCE



PARTS AVAILABILITY



DELIVERY



WARRANTY



**CONTACT US
TODAY.**



30 Farlough Road, Dungannon, Co.Tyrone, BT71 4DT, Northern Ireland

+44(0)2887 740525 ✉ info@edgeinnovate.com 🌐 [edgeinnovate.com](https://www.edgeinnovate.com)