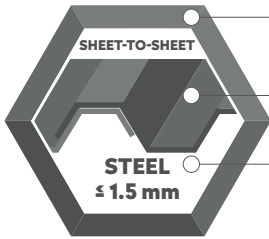




SELF-DRILLING LOW PROFILE SCREW PRO

APPLICATION



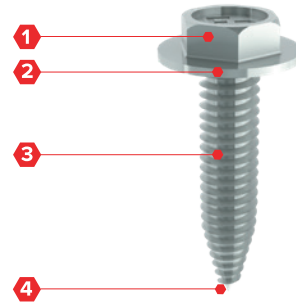
SS SUS410

Sheet-to-sheet

Steel ≤ 1,5 mm

SPECIFICATION

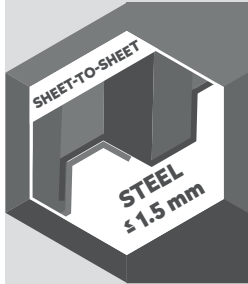
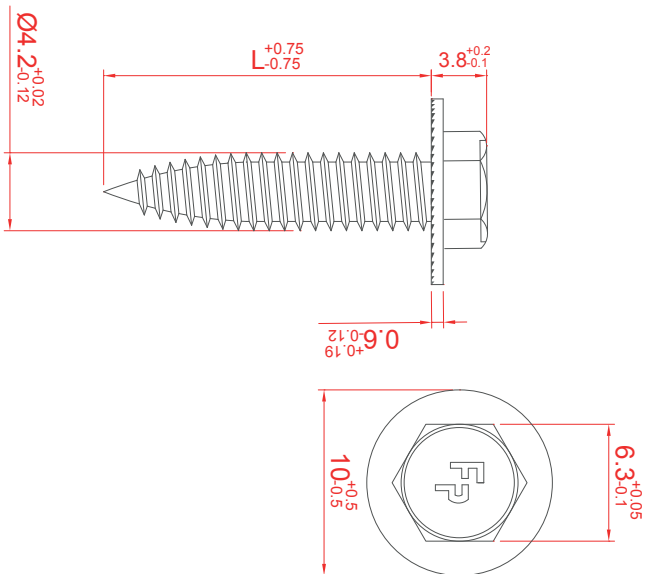
- 1 Head style 1/4" hex with serrations
- 2 EPDM bonded washer 10 mm
- 3 Thread for substructure steel ≤ 1,5 mm
- 4 Sharp drilling point



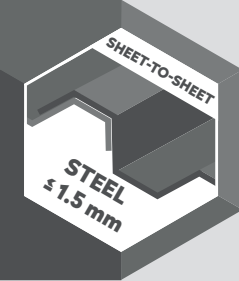

OPTIONS

- 1 Powder coated in any desired colour


SECTION



STITCHING SCREWS - STEEL ≤ 1,5 MM - SS SUS410



DRILLING PRINCIPLE STITCHING SCREWS PRO





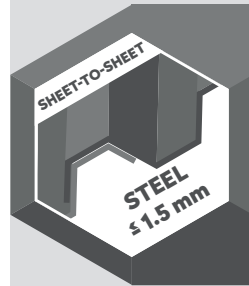
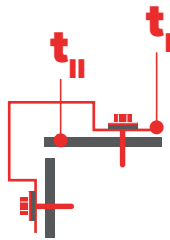
ORDER INFORMATION

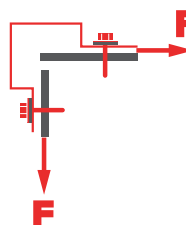
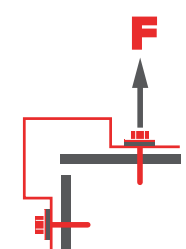
Product	Size	Packaging	Article code
Self-Drilling low profile screw PRO 4,2 x L	19 mm	500 pcs/box	20030042019
Self-Drilling low profile screw PRO 4,2 x L	19 mm	500 pcs/box	20030042019SQ

STITCHING SCREWS - STEEL ≤ 1,5 MM - SS SUS410

SELF-DRILLING LOW PROFILE SCREW 4,2 X L, HEAD 8,5 MM

Materials		  QUALITY CONFIRMED
Screw	SS 1.4006 (SUS410) - conform EN3506	
Washer	SS 1.4301 (A2) - conform EN3506	
Material A (t_{\perp})	S280GD, S320GD and S350GD conform EN 10346	
Material B (t_{\parallel})	S235 conform EN 10025-2, S280GD, S320GD and S350GD conform EN 10346	
Drilling capacity	Steel $\leq 1,5$ mm	



		t_{\perp} [mm]	t_{\parallel} [mm]						
			0,40	0,50	0,55	0,63	0,75	0,88	1,50
	$V_{R,k}$ [kN]	0,40	1,01	1,01	1,01	1,01	1,01	1,01	1,01
		0,50	1,52	1,52	1,52	1,52	1,52	1,52	1,52
		0,55	1,56	1,56	1,56	1,56	1,56	1,56	1,56
		0,63	1,63	1,63	1,63	1,63	1,63	1,63	1,63
		0,75	1,73	1,73	1,73	1,73	1,73	1,73	1,73
		0,88	1,73	2,71	2,71	2,71	2,71	2,71	2,71
		1,00	1,73	2,71	2,71	2,71	2,71	2,71	2,71
		1,13	1,73	2,71	2,71	2,71	2,71	2,71	2,71
		1,25	1,73	2,71	2,71	2,71	2,71	2,71	2,71
	$N_{R,k}$ [kN]	0,40	0,45	0,77	0,85	1,07	1,12	1,29	1,29
		0,50	0,45	0,77	0,85	1,07	1,12	1,98	1,98
		0,55	0,45	0,77	0,85	1,07	1,12	1,98	1,98
		0,63	0,45	0,77	0,85	1,07	1,12	1,98	1,98
		0,75	0,45	0,77	0,85	1,07	1,12	1,98	1,98
		0,88	0,45	0,77	0,85	1,07	1,12	1,98	1,98
		1,00	0,45	0,77	0,85	1,07	1,12	1,98	1,98
		1,13	0,45	0,77	0,85	1,07	1,12	1,98	1,98
		1,25	0,45	0,77	0,85	1,07	1,12	1,98	1,98

Note

1. Above mentioned values are characteristic values
2. To determine the design value we advise to apply a material factor of $\gamma_m = 1,33$.
3. You can find further information and calculation examples on page 10.1.7.

STITCHING SCREWS - STEEL $\leq 1,5$ MM - SS SUS410

