





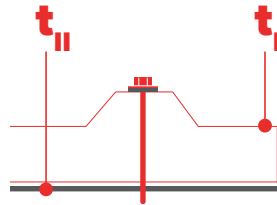
# SANDWICH PANEL SCREW DP2

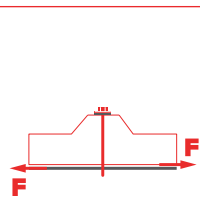
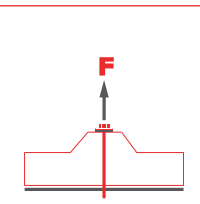
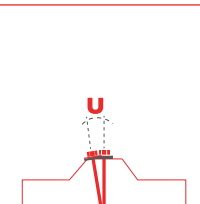
**SANDWICH PANELS - STEEL  $\leq 1,5$  MM - GALVANISED**

**SANDWICH PANEL SCREW 6,3/7,0 X L – DP2, WASHER DIAMETER  $\varnothing 19,0$  MM**

Materials	
<b>Screw</b>	Galvanised steel
<b>Washer</b>	Galvanised steel
<b>Material A (<math>t_1</math>)</b>	S280GD, S320GD and S350GD conform EN 10346
<b>Material B (<math>t_{II}</math>)</b>	S235 conform EN 10025-2, S280GD, S320GD and S350GD conform EN 10346
<b>Drilling capacity</b>	Steel $\leq 1,5$ mm



	$t_{NI}$ [mm]	$t_{II}$ [mm]										
		0,40	0,50	0,55	0,63	0,75	0,88	1,00	1,13	1,25	1,50	2,00
 $V_{R,k}$ [kN]	<b>0,40</b>	1,48	1,48	1,48	1,48	1,48	1,48	1,48	1,48	1,48	1,48	1,48
	<b>0,50</b>	1,48	2,32	2,32	2,32	2,32	2,32	2,32	2,32	2,32	2,32	2,32
	<b>0,55</b>	1,48	2,32	2,35	2,35	2,35	2,35	2,35	2,35	2,35	2,35	2,35
	<b>0,63</b>	1,48	2,32	2,35	2,39	2,39	2,39	2,39	2,39	2,39	2,39	2,39
	<b>0,75</b>	1,48	2,32	2,35	2,39	2,46	2,46	2,46	2,46	2,46	2,46	2,46
	<b>0,88</b>	1,48	2,32	2,35	2,39	2,46	2,46	2,46	2,46	2,46	2,46	2,46
	<b>1,00</b>	1,48	2,32	2,35	2,39	2,46	2,46	2,46	2,46	2,46	2,46	2,46
 $N_{R,k}$ [kN]	<b>0,40</b>	0,42	0,74	0,76	0,78	0,83	1,13	1,28	1,45	1,50	1,50	1,50
	<b>0,50</b>	0,42	0,74	0,76	0,78	0,83	1,13	1,28	1,45	1,61	1,97	1,97
	<b>0,55</b>	0,42	0,74	0,76	0,78	0,83	1,13	1,28	1,45	1,61	1,97	1,97
	<b>0,63</b>	0,42	0,74	0,76	0,78	0,83	1,13	1,28	1,45	1,61	1,97	1,97
	<b>0,75</b>	0,42	0,74	0,76	0,78	0,83	1,13	1,28	1,45	1,61	1,97	1,97
	<b>0,88</b>	0,42	0,74	0,76	0,78	0,83	1,13	1,28	1,45	1,61	1,97	1,97
	<b>1,00</b>	0,42	0,74	0,76	0,78	0,83	1,13	1,28	1,45	1,61	1,97	1,97
 $u$ [mm]	<b>40</b>	-	-	-	-	8,0	8,0	8,0	8,0	8,0	10,0	10,0
	<b>50</b>	-	-	-	-	10,0	10,0	10,0	10,0	10,0	12,5	12,5
	<b>60</b>	-	-	-	-	12,0	12,0	12,0	12,0	12,0	15,0	15,0
	<b>80</b>	-	-	-	-	16,0	16,0	16,0	16,0	16,0	20,0	20,0
	<b>100</b>	-	-	-	-	20,0	20,0	20,0	20,0	20,0	25,0	25,0
	<b>120</b>	-	-	-	-	24,0	24,0	24,0	24,0	24,0	30,0	30,0
	<b><math>\geq 160</math></b>	-	-	-	-	32,0	32,0	32,0	32,0	32,0	40,0	40,0

**Note**

1. Above mentioned values are characteristic values
2. To determine the design value we advise to apply a material factor of  $\gamma_m = 1,33$ .
3. You can find further information and calculation examples on page 10.1.7