

Tense

2

tense

integrated solutions

## Few Facts About Tense

1

### Designed with passion

With **20 years** of experience our passion for design and technology results in innovative and **high-end** products both on the **design** as on the functional level. The straight square edges along with the cross in every **capacitive-touch** based switch gives the real Tense look.

2

### High quality materials

A wide variety of **premium raw materials**, carefully selected by hand and matching every style. Make your switch a decorative element that blends in and stands out at the same time!

3

### 100% Belgian

Development, design, manufacturing... **all happens in-house**. This makes our quality control and efficiency even more effective. The products are assembled by hand and therefore certified as **Handmade In Belgium**..

3

tense

integrated solutions

**Tense  
Integrated  
Solutions**

tense

Integrated solutions

Tense can now provide you with the electronics and special wallbox made out of the patented Xillo material to be placed behind a Glass, Corian®, Stone, Ceramic or Wooden wall. This way a foolproof installation of any integrated switch is possible: with gap, no gap, invisible...

Furthermore, we can guide you with the instructions and dimensions regarding the cut-out on the back of those materials.





## Intensity Integrated Switch By Tense

tense  
trimless solutions

5

The Intensity Integrated Switch are the **Electronics** which, combined with an Integrated Wallbox and the cut-out of your wall's finish, create a custom-made **capacitive touch-based switch**.



The electronics are available in 1F, 2F & 4F for both KNX & 12-24V DC. The switch has respectively 1, 2 or 4 **touch zones** with **individual RGB LED feedback** coming from the **small LED hole(s)** or either from the switch's **corners** (in case of the Intensity Invisible electronics). The electronics support **short, long & multi-touch (short & long) functions**, e.g. a 4F switch has 10 functions. Each KNX Intensity has a temperature sensor in place

tense

integrated solutions

## Intensity Integrated WG

The Intensity Integrated Wallbox With Gap combined with the Tense Intensity Integrated Electronics results in a 100% integrated capacitive touch based switch. The switch has 1, 2 or 4 touch zones with individual RGB LED feedback coming from the small LED hole(s) in the wall's finish. The switch is clearly distinguishable from the wall due to the 1mm gap around its 85 x 85 mm front-plate. Since the cut-out from your wall finish is used in the switch assembly, the switch can be made fully integrated in the wall finish of your choice while still maintaining the characteristic looks of a Tense switch.





tense

integrated solutions

[www.tense.be](http://www.tense.be)



# Intensity Integrated WG

The Intensity Integrated Wallbox With Gap can be placed behind a glass, Corian®, stone, ceramic or wooden wall. Please note that the Intensity Integrated Electronics must be ordered separately.







tense

integrated solutions

## Integrated Wallbox WG

With our Tense wallboxes we offer you an all-in-one solution: fitting, fixture and switch are all combined in 1 fixture.

Made of the solid patented Xillo® composite. The Integrated Wallbox WG meets the highest finishing standards and is suitable for all surfaces. The wallbox can be placed behind any panel of a thickness from 18mm up to 22mm. With thicker panels, spacers are installed.

All products pictured are installed with a similar kind of system. For assembling the finish plates a thickness of 5 mm of material is required. A standard round orange backbox is included.

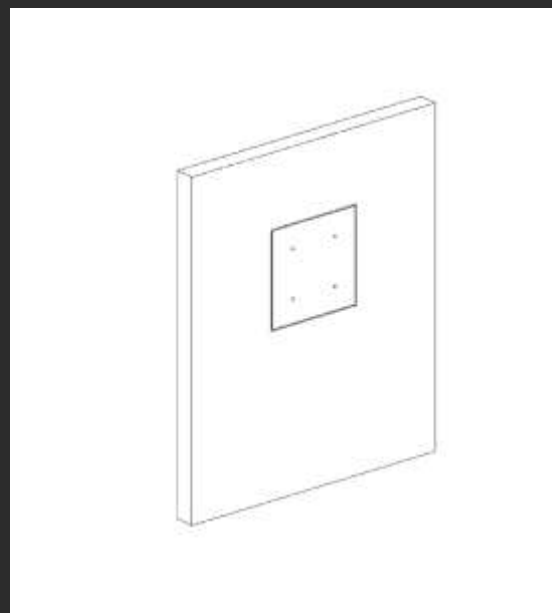
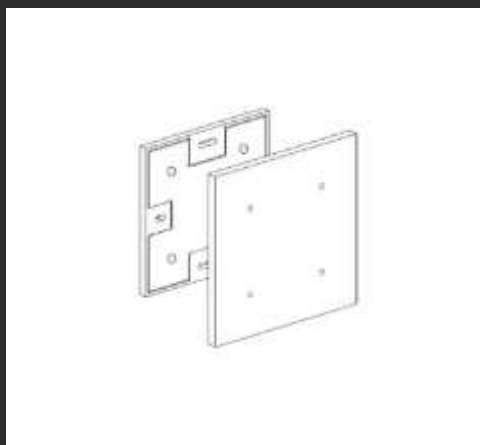
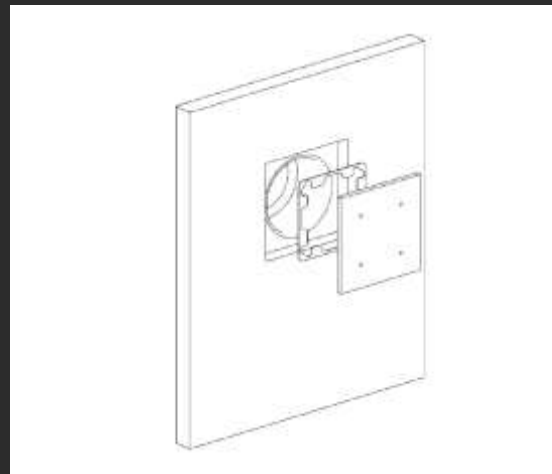
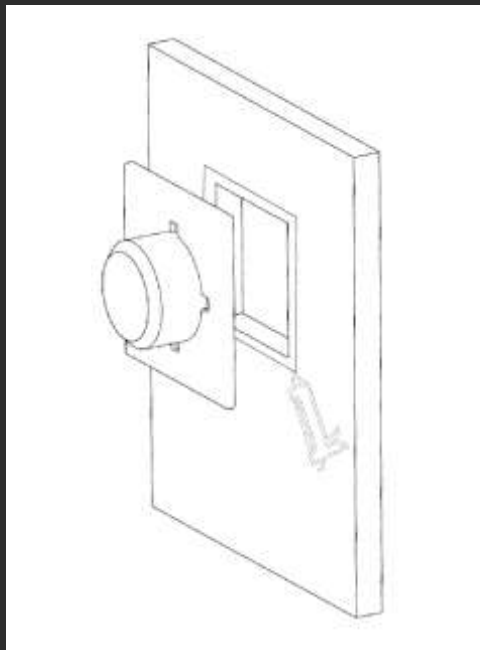


10

tense


integrated solutions

**Integrated  
Wallbox  
WG**



## Integrated Wallbox WG Trimkit

To ensure easy installation of your Integrated With Gap wallbox, a Trimless Kit is included. To easily remove the front plate of the Intensity or Socket, removal clips are included. Just hook these 2 clips behind the switch at both sides and pull both clips at the same time. To obtain the perfect end result there might be some levelling of the products necessary. Use the spacers to level the recessed products. The spacers are placed behind the BCU.

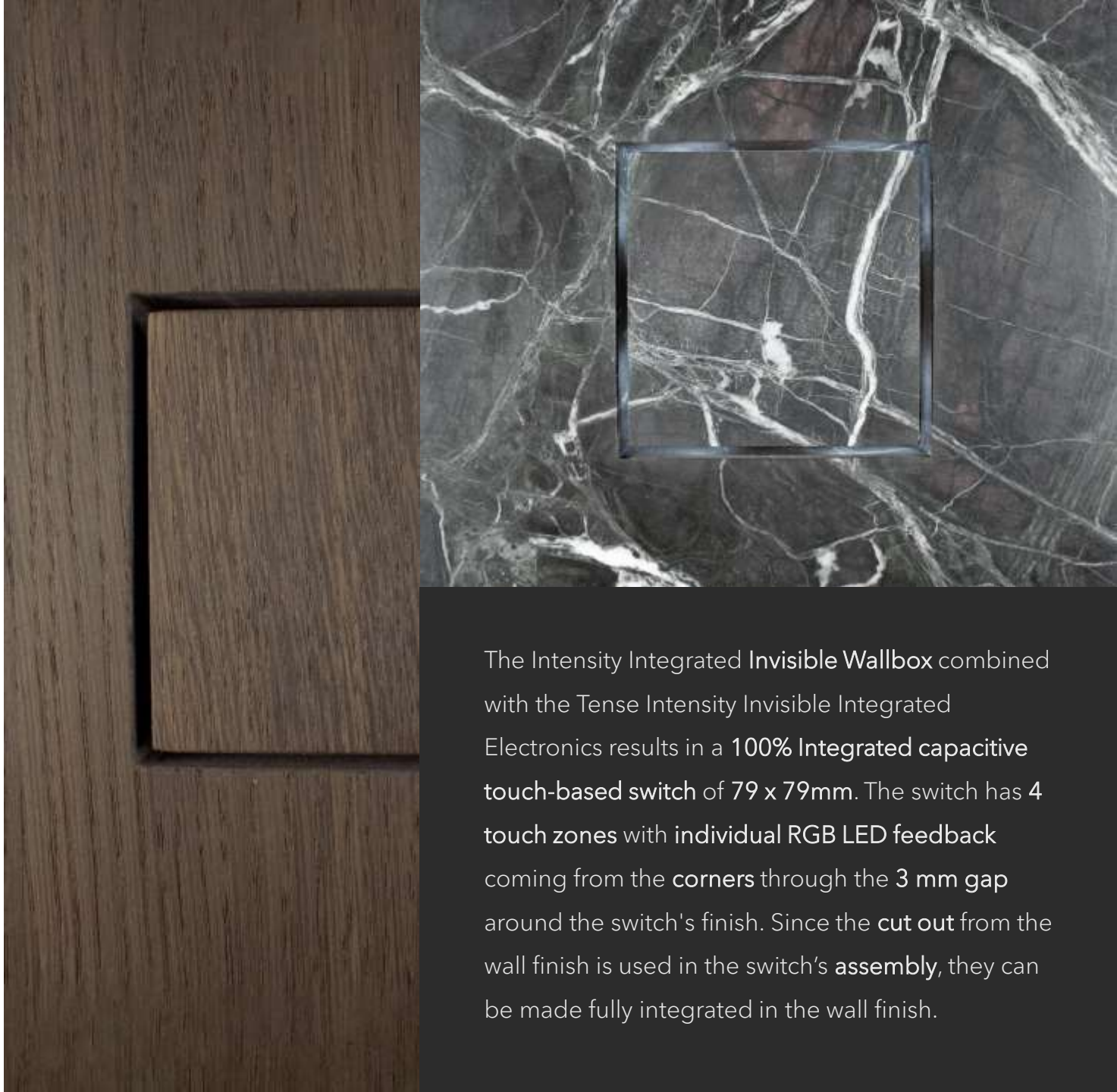




tense

integrated solutions

## Intensity Invisible Integrated



The Intensity Integrated Invisible Wallbox combined with the Tense Intensity Invisible Integrated Electronics results in a **100% Integrated capacitive touch-based switch** of **79 x 79mm**. The switch has **4 touch zones** with **individual RGB LED feedback** coming from the **corners** through the **3 mm gap** around the switch's finish. Since the **cut out** from the wall finish is used in the switch's **assembly**, they can be made fully integrated in the wall finish.



# Intensity Invisible Integrated WG

The Intensity Invisible Integrated Wallbox With Gap can be placed behind a glass, Corian®, stone, ceramic or wooden wall. Please note that the Intensity Invisible Integrated Electronics must be ordered separately.



## Intensity Integrated NG

The Intensity Integrated Wallbox NG combined with the Tense Intensity Integrated Electronics results in a 100% integrated capacitive touch-based switch. No gap, no frills. The switch has 1, 2 or 4 touch zones with individual RGB LED feedback coming from the small LED hole(s) in the wall's finish.



tense

integrated solutions

[www.tense.be](http://www.tense.be)



tense

integrated solutions

[www.tense.be](http://www.tense.be)





tense

integrated solutions

[www.tense.be](http://www.tense.be)

# Intensity Integrated NG

With the Intensity Integrated Wallbox No Gap can be placed behind a glass, Corian®, stone, ceramic or wooden wall.

Please note that the Intensity Integrated Electronics have to be ordered separately.






## Integrated Wallbox NG

With our Tense wallboxes we offer you an all-in-one solution: fitting, fixture and switch are all combined in **1 fixture** consisting of **2 parts**. Made of the solid patented Xillo® composite. The wallbox can be placed behind any **panel** of a thickness from **18mm up to 22mm**. With thicker panels, spacers are installed. All products pictured are installed with a similar kind of system.

A **standard round orange backbox** is included. Through the innovative design, **detaching** the installed **products** is fairly easy. Make sure to install the NG wallboxes where they are **accessible from the back**.






# Integrated Wallbox NG

tense

integrated solutions

## Socket Integrated WG

The Integrated Socket Wallbox With Gap can be made fully integrated in the wall finish of your choice while still maintaining the **characteristic looks of a Tense socket**. The wall finish's **cut-out** is used in the **assembly** of the socket to guarantee the pattern running continuously over the socket. This solution is available in **1F & 2F** versions. The Socket Integrated WG is compatible with any **Standard inserts** available in the **Peha Concept 45**, **Legrand Mosaic** and **Legrand Arteor** line. Inserts have to be bought **seperately**



# Socket Integrated WG



tense  
integrated solutions

22


Tense provides the innovative wallbox which can be placed behind a glass, Corian®, stone, ceramic or wooden wall.

tense

integrated solutions

## RJ45 Socket Integrated WG

The RJ45 Socket Integrated **Wallbox With Gap** can be made **fully integrated** in the wall finish of your choice while still maintaining the characteristic look of a Tense socket. The wall finish's **cut-out** is used in the assembly of the data socket to guarantee the pattern running continuously over the socket. Please note that **RJ45 insert is included** in this product.



# RJ45 Socket Integrated WG




tense  
integrated solutions 24

With the RJ45 Socket Integrated Wallbox With Gap the RJ45 insert can be placed behind a glass, Corian®, stone, ceramic or wooden wall.



## Socket Integrated NG



The Integrated Socket Wallbox No Gap can be made **fully integrated** in the wall finish of your choice for the most minimalistic look. No gap, no frills, only the socket opening.

The Socket Integrated WG is compatible with any Standard inserts available in the Peha Concept 45, Legrand Mosaic and Legrand Arteor line. Inserts have to be bought separately

26

tense

integrated solutions

Tense provides the innovative wallbox which can be placed behind a glass, Corian®, stone, ceramic or wooden wall.

## Socket Integrated NG



tense

integrated solutions

*“Ideas are the roots of creation”*

Ernest Dimnet

Do you have a special request for an integrated solution? Or like to obtain a true clean designer look? Let us know and together we create a recessed answer to your idea, request, product or concept. We are happy to think along with you!

[www.tense.be](http://www.tense.be) - [info@tense.be](mailto:info@tense.be) - +32 (0)50 94 69 69



As the Integrated Solutions of Tense require an intensive period of preparation & planning (by the distributor / system integrator / architect / Tense staff / Wood & Stone worker) before the installation and during the project, it has been decided that projects with Tense Integrated Solutions are subject to project protection.

This will as well ensure that the Integrated Solutions of Tense are installed in the right manner so the end user will be 100% satisfied.

“Project Protection Integrated Solutions” registration can only be granted by filling out the Project Protection Form and returning it stamped and signed with the general plans, electrical plan and BOQ attached.

Upon receipt, you will receive the signed approval to offer the integrated solutions to the project. The date and time of submittal are decisive if .

The content of the Project Protection Form will always be kept confidential. As Tense is very proud of its Integrated Solutions (which are unique in the world) we kindly ask to share photos of the project with us.

TANSA