

Very Quick Guide to Managebac – *for parents*

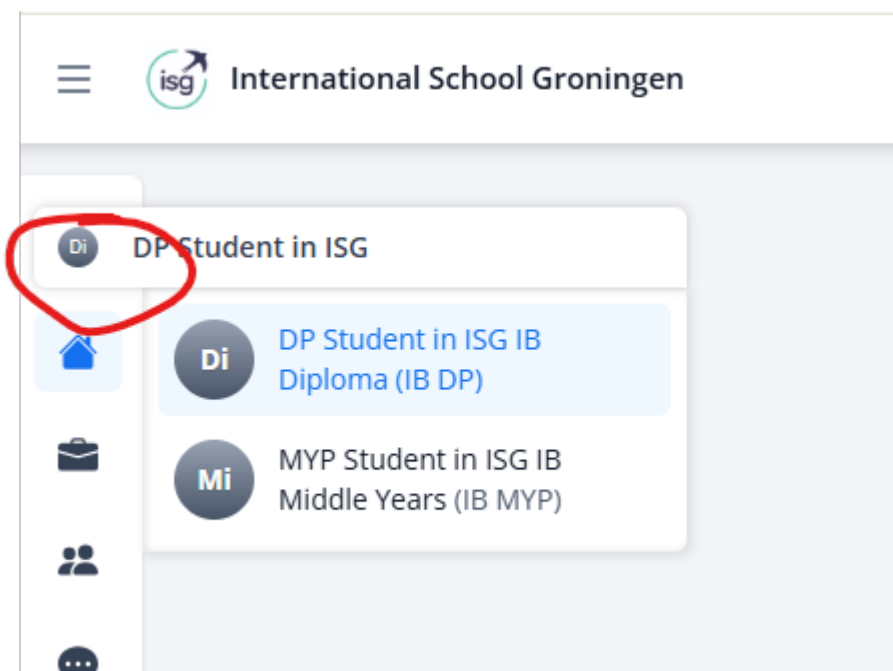
1. Log in!

<https://isgroningen.managebac.com>

If you have forgotten your password or don't know it, use the forgot password facility and the email which you provided to the school

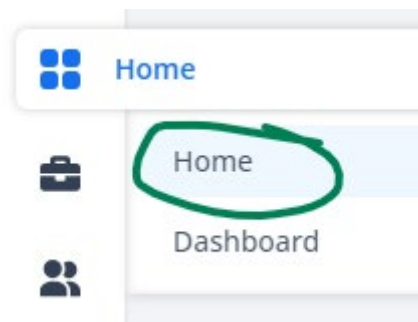
(you may have to go through an initial set up)

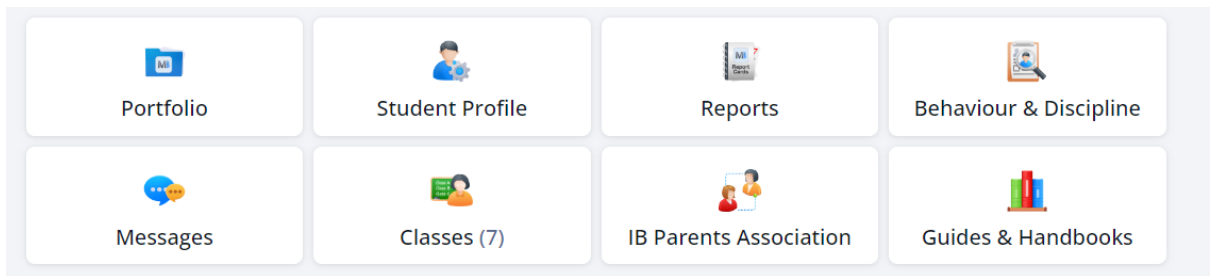
2. Choose your child (if you have more than one)



3. Where to look?

Choose **HOME**:



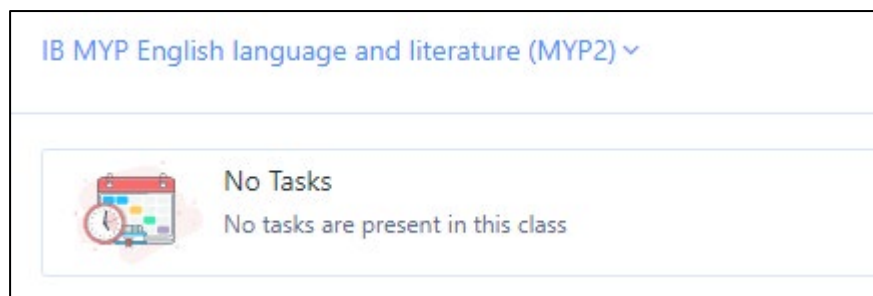


MESSAGES: all the messages for your child's class

Parents Association: tells you about messages specifically for parents and **files** for school information and official policies

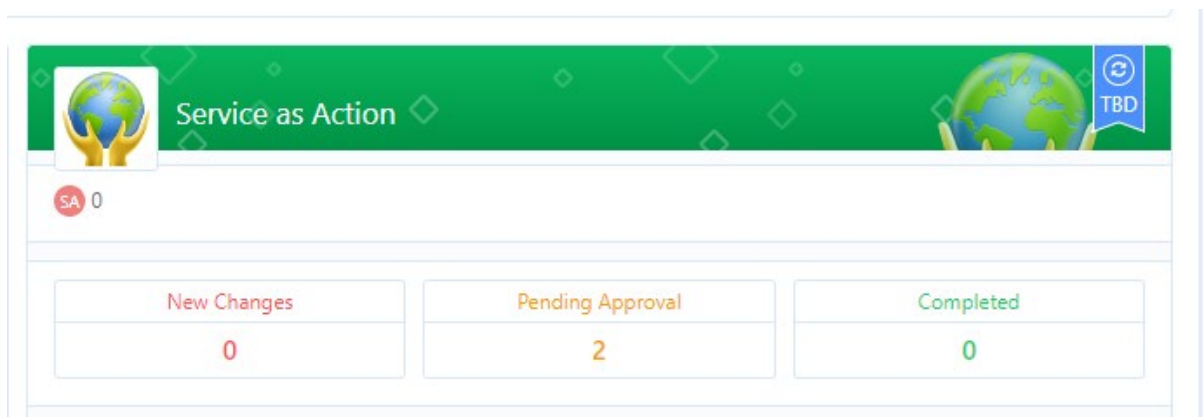
CLASSES: your child's subject groups

If you click on a subject name you will see the tasks that have been set, and also (when graded) the assessment grades received.



The calendar at the top of the Dashboard shows the homework due by date.

- If you click on **DASHBOARD**, at the bottom you will see submissions to Service and Action, (see below) Personal project (MYP5) and Community Project (MYP4)



Enjoy the exploration: and don't forget, if you have questions?

managebac@maartens.nl