



PLATFORM BASKET

RAISING THE STANDARD



Made in Italy



Reliability and professionalism at the highest level

Platform Basket was founded at the end of 2005 following the acquisition of an existing company specialized in the construction of platforms for aerial work. The Company, made up of a competent staff of operators of the specific sector, immediately identified the range of products on which to invest its resources: the self-propelled track vehicles for outdoor or indoor use on buildings. The company philosophy has always been focused on one principle, that of developing reliable products, which are technologically advanced, but above all extremely comfortable on-board.

This objective constantly supported in the production, together with a constant attention to the needs of the customer, have allowed an international development today recognized by all the operators of the sector. Several years from the beginning of its journey, Platform Basket boasts an unrivalled range of



products in the sector, universally recognized for versatility, ease of use and reliability.

At the same time Platform Basket has developed a product for combined road/rail use, presenting itself in an extremely selective and rigorous sector for regulations and safety.

Today proposed and certified by the main European railway authorities, the Company boasts the recognition from the market of exclusive equipment, a product that remains niche but which is particularly suitable for the maintenance and construction of the railway power line.





Research and development elevated to the utmost power

Quality and reliability as a method of every design criterion





Platform Basket aims to produce aerial platforms that stand out for reliability, safety, performance, quality and simple use.

Platform Basket products are constantly evolving, always at the forefront.

Attention to customer needs, constant support and rapid feedback in case of need are constant values of the staff working in the company from Reggio Emilia.

Competitiveness, quality and services, are the main objective of Platform Basket.

Undisputed leader, our objective for the future.



Organization at the root of the service

The quality of service to the customer is and shall always be with the utmost attention, the driving element in the context of a continuous and professional business relationship.

Post-sales training

Platform Basket has initially structured its organization with the necessary attention to the training of its own commercial network. First through technicians of its own personnel from the design and development department, and following through personnel specifically trained to carry out training activities both internally and directly at the retailer.

Remote diagnosis

A remote diagnosis system of the platform is being implemented to further improve the quality of the after-sales service towards the customer.



Spare parts

The replacement of parts is now organized in such a way as to allow the retailer the easy identification of the spare parts so that through a simple written communication, it is possible to activate the shipping procedure of the same in a very rapid time.

A dedicated warehouse operator and an extremely well stocked warehouse allow most of the requests to be completed in a very short time.



From steel to the finished product

Platform Basket devotes extreme attention to the control of the manufacturing process in its entirety.

Today's product is the result of special attention by the management that has always addressed the constructive strategies towards technologically evolved solutions.

Belonging to a Holding Company that refers to a mechanical carpenters (TMC SRL), specialized for more than 40 years in the manufacture of structural parts, has allowed the realization of welded structures with highly reliable robotic processes.

The experience gained in this field of construction has allowed the engineers of Platform Basket to make use of a unique combination of experience and technology to which otherwise they would not have access today.

The design and constructive synergy with favourable outcomes then pushed the management towards the acquisition of a Company specialized in the realization of electrical systems in the mobile sector.

This further choice has proved to be essential in terms of flexibility in the construction of the products marketed and the acquisition and exchange of "know-how".

Although recently acquired, QBM Srl already operates full-time on Platform Basket electrical installations and electronic systems.

No less interesting in the context of the process is the system of storage and collection of materials all strictly stored in vertical warehouses, controlled directly through IT systems. This allows only the employees to withdraw the materials and supply them to the lines belonging to the model in manufacture.





High level of Quality controls and Certifications

Platform Basket has obtained the ISO 9001 Quality qualification. All products are certified in accordance with European standard EN 280 and with the majority of international standards that allow them to be marketed in the countries of destination.

The Canadian, American, Australian, Korean and Russian approvals are an example.




In the railway sector, the aerial platform RAIL ROAD 14 has obtained approvals in England, Germany, Switzerland, France and Australia as well as approval through the National Railway Authority.

Further approvals are under way and will enable them to be marketed in most countries around the world.



The advantages that have contributed to the success of our machines

Compactness



Platforms designed to reach prohibited work areas for any other type of person lifting equipment.


Lightness



Ultra-light Platforms that allow to carry out work on uneven ground or on roofs of industrial buildings.

HENDRIKSE MACHINES

Tyre grip




Designed with extendible tracks, they allow low ground pressure, excellent grip in all terrain conditions, soft, delicate, sandy, snowy.

Beyond any obstacle




The geometry of these platforms allows the stabilization of the vehicle in the majority of situations with obstacles.

Bi-energy



Platforms equipped with dual motor to allow full operation even inside buildings and with total absence of emissions.

Safety



No more risk of falling for people who carry out maintenance work on green areas, cleaning façades and painting of buildings. Rapidity and safety.

Convenience



The platforms can be towed with trailers without restrictions linked to road regulations.

Stability and Comfort



The positioning of the platform near the workplace, thanks to its manoeuvrability, allows a stable and comfortable use at height.

The technical solutions that make us unique on the market

Lithium batteries



The continuous research for performance and the increased attention to environmental pollution, have allowed Platform Basket to implement a power system based on Lithium Ion technology in collaboration with one of the best Italian companies in the sector, which is today considered the best for performance and price ratio. This means that the company is able to offer this technology in the totality of its self-propelled tracked platforms.

Some technical details are listed below:

- Excellent use of total battery capacity up to 80% of their nominal capacity
- Reduced weight, up to 33% less weight with the same capacity of lead acid batteries
- Fast charging, up to 5 times the capacity of the battery (3C)
- Possibility of recharging with a single-phase battery charger 230Vac/110Vac
- High cyclic charge and discharge efficiency. Even in severe operating conditions, the batteries guarantee from 2000 to 5000 recharge cycles, up to 5 times the traditional batteries
- Limited self-discharge level in the absence of use (max 5% month)
- Totally maintenance-free as "dry"
- Equalized charge and the discharge control that optimises the life cycles, and guarantees its protection even in very long periods of non-use.

This technology, together with the above-mentioned performance, today allows the use of our tracked self-propelled vehicles in urban areas with high population density, where polluting emissions are no longer allowed. The silent running of the system, thanks to the adoption of single-phase brushless electric motors that are driven by INVERTERS, allows their use at any time of the day without disturbing the population.

In conclusion, Platform Basket has invested and continues investing its resources to the continuous search for performance improvement together with the lightness of its electric self-propelled vehicles, in the belief that with increasing attention and demand, countries throughout the world will require non-polluting equipment.

Hoisting Winch



The spider-type tracked platform is synonymous with equipment that must make its versatility of use one of the main reasons for development.

This concept has made it possible to create a lifting accessory that is particularly suitable for light loads as an alternative to the operator basket. The simplicity of coupling and release the aerial basket together with the remote control of the "RADIO" type allowed the Platform Basket technicians to implement a hoisting winch of extremely compact dimensions, which is fully hydraulic, controlled at a distance and with a quantity of cable wound that allows an easy use in the handling of materials on roofs, floors of buildings and in any situation at a height.

The device is composed of a pre-assembled winch kit with all the safety devices in conformity with the regulations in force, that through a simple coupling pin allows the platform to recognise the device and therefore allow its safe use.



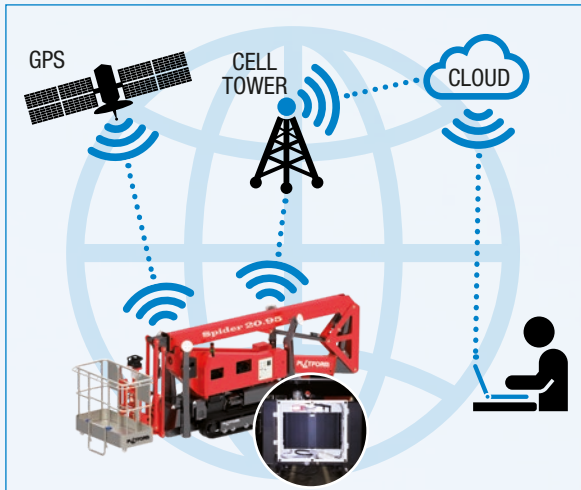
By means of a wheeled truck, a single operator, after removing the platform basket supplied, simply approaching the truck allows the quick coupling and by means of an electric connector and a pair of quick couplings, the connection to the platform.

The radio-type remote control will allow the operator a total visibility in handling, which is

equivalent to a lifting crane.

Finally, for charterers it will also be possible to have platforms designed to receive the winch and to buy the kit separately so that it can be exchanged from one platform to another as required.

Diagnostics and geolocation



The continuous evolution of data transmission systems through the INTERNET, the continuous development of telephone systems (smartphones, tablets) has made man-machine communication accessible even at distances judged, in the recent past, not to be reached with normal systems. The platforms are now equipped with electronic control systems that operate through digital transmission; the result is that through the transport of the data via INTERNET, it is possible to make diagnosis even while remaining in the workplace in the office.

Platform Basket srl, has therefore undertaken the development of this type of diagnostics and monitoring of the platform with the collaboration of companies specialized in the handling and managing the data coming from the electronic control unit on-board.

The platforms will be equipped with a data transmission device through a SIM card that will transfer the information to a CLOUD server from which it is possible with different access levels, to have the operating data of the platform in real time.

Needless to say that the geo-location will be integrated into the device and that the basic data will also be available on smartphones and tablets. The aim is to guarantee the efficient operation of the platform, signalling in advance any possible functional problem, any scheduled regular maintenance, the localization and the working times of the vehicle.

This development will allow to offer also on-line assistance contracts through specialised centres that can make use of valuable technical/functional data from the platform and be able to decide the method and the way in which to intervene in order to solve the problem.



Fibreglass; protects against high voltage



Platform Basket always attentive to niche markets and innovative content, has recently developed in collaboration with the American retailer Tracked Lifts Inc. an articulated platform model whose exclusivity is to have achieved an ultra-compact self-propelled tracked vehicle isolated against high voltage up to 46,000 Volts.

The project started in 2017 aims to offer a tracked self-propelled vehicle for use near live power lines. This need strongly felt in the USA, has allowed Platform Basket to market an articulated platform whose arms are made through the bonding of glass fibre to steel.

The model, which entered into service at the beginning of 2019, designed mainly for pruning green areas, even off-road and close to electric lines, allows safe operation against electric shocks both for the operator on board and for ground personnel. The peculiarity of the platform concerns the total insulation of the upper part and the lower part, thus allowing people near the base of the machine to operate in safety.

The concept developed provides for the total absence of electrical cables and hydraulic components that can transmit the voltage through the arms.





















The platform is controlled from the basket through a radio-command system and through an exclusive hydraulic system inside the telescopic element, hydraulic lines are available for the use of a hydraulic tool (saw in the case of pruners). The platform currently marketed is compliant and approved according to ANSI regulations.



Full range of products to satisfy every need




SELF-PROPELLED TRACKED VEHICLES, SPIDER SERIES
INDEX

	Model	Working height 	Side outreach 		Motors 		Transport on trailer 	Page
		m	m	STD	E	ED		
	13.65	13,40	7,00	●	●	●	●	14
	13.80	13,40	7,80	●	●	●	●	15
	15.70	14,50	6,50	●	●	●	●	16
	15.75	15,00	7,40	●	●	●	●	17
	18.90	17,60	9,20	●	●	●	●	18
	18.95	17,60	9,60	●	●	●	●	19
	20.95	19,40	9,50	●	●	●	●	20
	22.10	21,70	10,30	●	●	●	●	22
	22.10.46 kV	21,80	10,00	●	-	-	●	23
	27.14	27,01	15,11	●	●	●	●	24
	30 T	30,20	13,60	●	●	●	●	25
	33.15	32,40	15,60	●	-	●	-	26
	39 T	38,64	16,68	●	-	●	-	27
	43 T	43,18	17,33	●	-	●	-	28

Key:  **STD** = Diesel combustion engine + Three-phase electric motor 15Cv

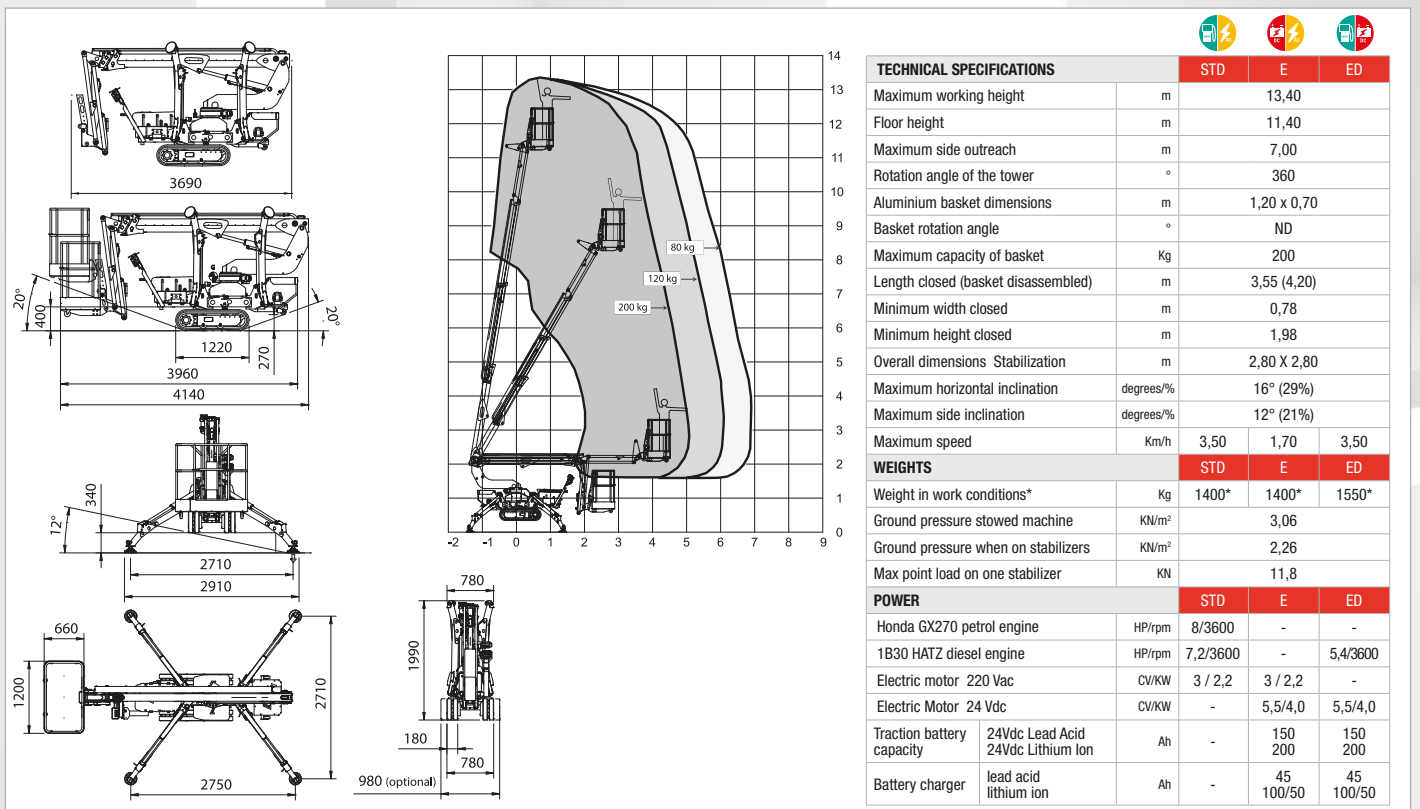

 **E** = Electric Motor 380Vac/Three-phase + 24Vdc electric motor with traction batteries

 **ED** = Diesel Combustion Engine + 24VDC electric motor with traction batteries

SERIES SPIDER 13.65

Compact, easy and lightweight for every use

- Unrivalled stability at high altitude
- Ultra-compact stabilization and zero tail gate
- Agile and stable on a variable width crawler tracks
- Easy maintenance
- Simple and intuitive on-board equipment
- Ultra-light and easy to transport
- Standard with double drive speed
- Fully protected by metal covers against falling objects.
- Air/water and 230Vac outlets are available into the basket
- Quick detach and interchangeable basket



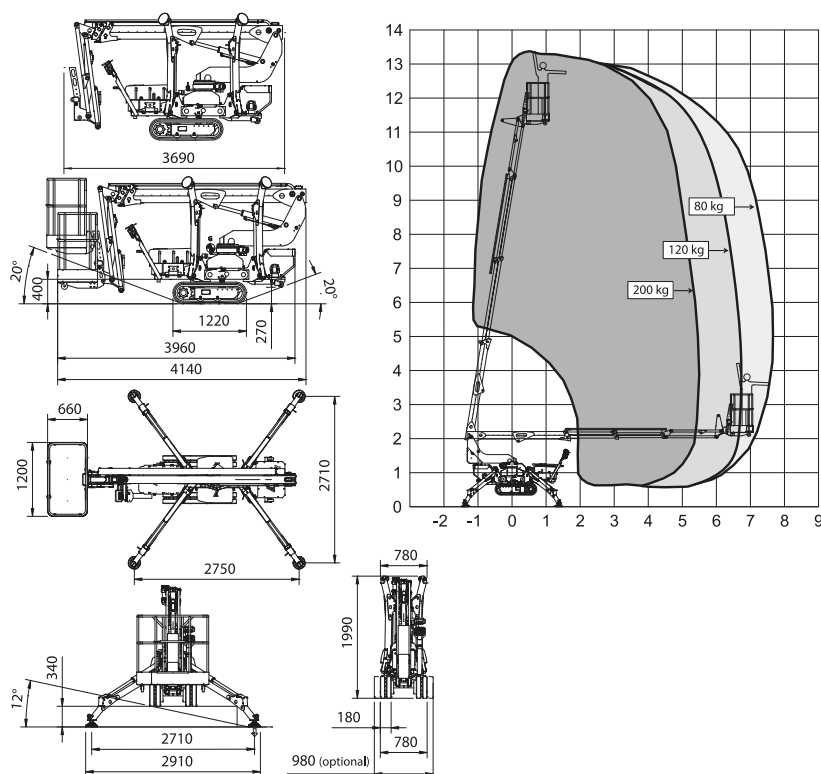
* Subject to change depending on configuration.

SERIES SPIDER 13.80

Compact, easy and lightweight for every use

- Unrivalled stability at high altitude
- Ultra-compact stabilization and zero tail gate
- Agile and stable on a variable width crawler tracks
- Easy maintenance
- Simple and intuitive on-board equipment
- Ultra-light and easy to transport
- Standard with double drive speed

- Fully protected by metal covers against falling objects
- Air/water and 230Vac outlets are available into the basket
- Supplied with counter-weight to increase the side outreach
- Quick detach and interchangeable basket



TECHNICAL SPECIFICATIONS

		STD	E	ED
Maximum working height	m		13,40	
Floor height	m		11,40	
Maximum side outreach	m		7,80	
Rotation angle of the tower	°		360	
Aluminium basket dimensions	m		1,20 x 0,70	
Basket rotation angle	°		ND	
Maximum capacity of basket	Kg		200	
Length closed (basket disassembled)	m		3,55 (4,20)	
Minimum width closed	m		0,78	
Minimum height closed	m		1,98	
Overall dimensions Stabilization	m		2,80 X 2,80	
Maximum horizontal inclination	degrees/%		16° (29%)	
Maximum side inclination	degrees/%		12° (21%)	
Maximum speed	Km/h	3,50	1,70	3,50
WEIGHTS		STD	E	ED
Weight in work conditions*	Kg	1500*	1500*	1650*
Ground pressure stowed machine	KN/m²		3,06	
Ground pressure when on stabilizers	KN/m²		2,26	
Max point load on one stabilizer	KN		11,8	
POWER		STD	E	ED
Honda GX270 petrol engine	HP/rpm	8/3600	-	-
1B30 HATZ diesel engine	HP/rpm	7,2/3600	-	5,4/3600
Electric motor 220 Vac	CV/KW	3 / 2,2	3 / 2,2	-
Electric Motor 24 Vdc	CV/KW	-	5,5/4,0	5,5/4,0
Traction battery capacity	24Vdc Lead Acid 24Vdc Lithium Ion	Ah	- 150 200	150 200
Battery charger	lead acid lithium ion	Ah	- 45 100/50	45 100/50

* Subject to change depending on configuration.

SERIES SPIDER 15.70

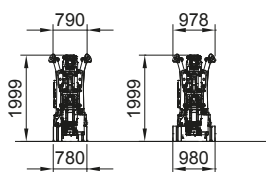
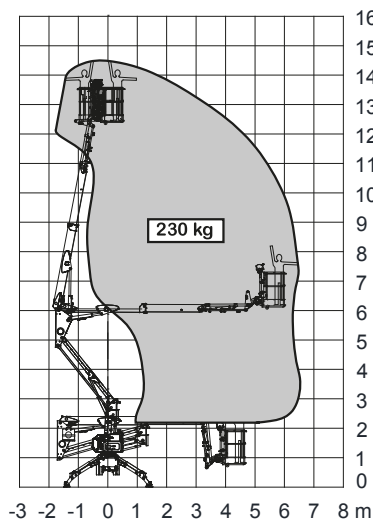
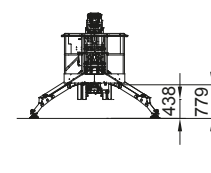
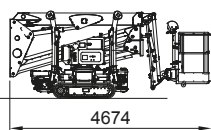
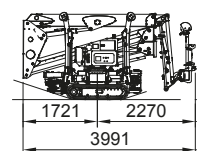
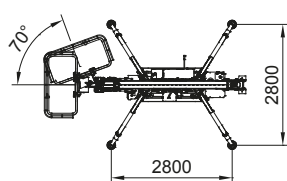
The most advanced technology for a lightweight and compact platform

- Available as Three-phase motor + lithium-ion batteries or fully electric battery version
- 230 kg load capacity in the basket, without any restrictions
- RADIO-type remote control with DISPLAY in standard production
- Compact, 3x3 m ground footprint and automatic stabilisation in standard production

- Diagnostic display on the ground panel and PBT (Platform Basket Telematics)
- Double articulation for excellent obstacle clearance and vertical wall movement with constant distance
- Total protection at the base of the platform with steel casing
- Air/water and 230Vac sockets in the basket in standard production
- **Lightweight and compact, ideal for light trailer transport**
- Optional interchangeable hydraulic winch with 250 kg load capacity



**230
KG**



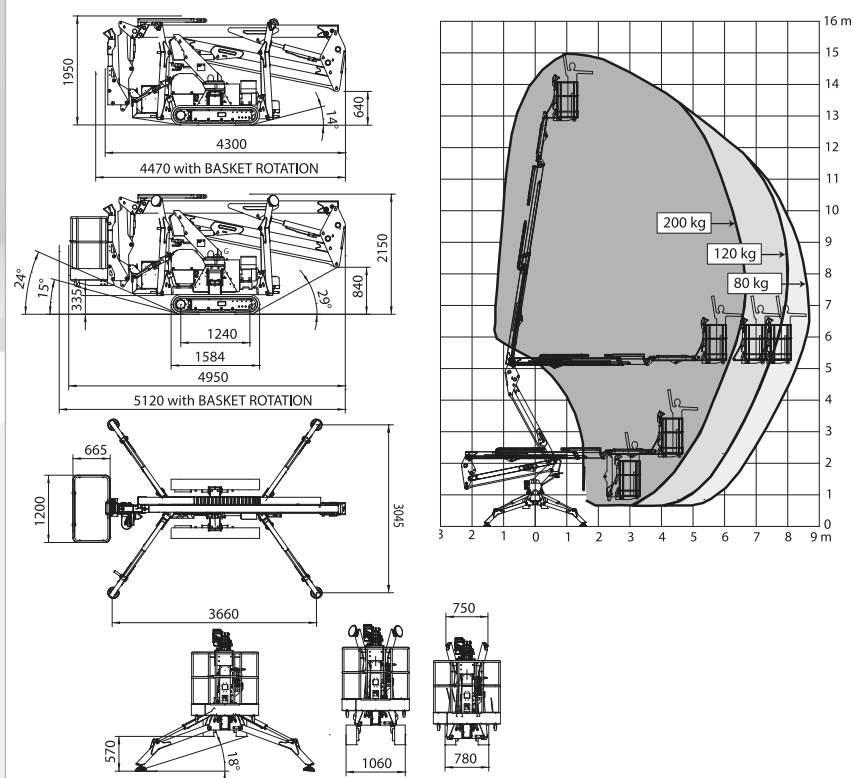
TECHNICAL SPECIFICATIONS		STD	E	ED
Maximum working height	m		14,50	
Floor height	m		12,50	
Maximum side outreach	m		6,50	
Rotation angle of the tower	°		360	
Aluminium basket dimensions	m		1,50 x 0,70	
Basket rotation angle	°		70°	
Maximum capacity of basket	Kg		230	
Length closed (basket disassembled)	m		4,67 3,99	
Minimum width closed	m		0,79	
Minimum height closed	m		1,99	
Overall dimensions Stabilization	m		2,80 x 2,80	
Maximum horizontal inclination	degrees/%		18°	
Maximum side inclination	degrees/%		18°	
Maximum speed	Km/h	2,0	2,0	2,0
WEIGHTS		STD	E	ED
Weight in work conditions*	Kg	1950*	2100*	2100*
Ground pressure stowed machine	KN/m²	2,0	2,9	2,9
Ground pressure when on stabilizers	KN/m²	2,5	2,7	2,7
Max point load on one stabilizer	KN	11,9	11,9	11,9
POWER		STD	E	ED
HONDA lgx 390 motor	CV/KW	12/3600	-	-
Electric motor 220 Vac	CV/KW	3/2,2	3/2,2	-
Electric motor 24 Vdc	CV/KW	-	5,4/4	5,4/4
Traction battery capacity	Ah	-	300	200

* Subject to change depending on configuration.

SERIES SPIDER 15.75

The Best solution for the maintenance of building frontage

- Available with KUBOTA diesel engine with liquid cooling
- Available in bi-energy Electric version with 230Vac motor and Lithium-technology batteries
- Easy access to each component for simplified maintenance
- Easy to use with precise and proportional controls
- Equipped with flying jib without any basket capacity restriction
- Air/water and 230Vac outlets are available into the basket
- Fully protected by metal covers against falling objects
- Cranked outrigger design for increased ground clearance
- Quick detach and interchangeable cage



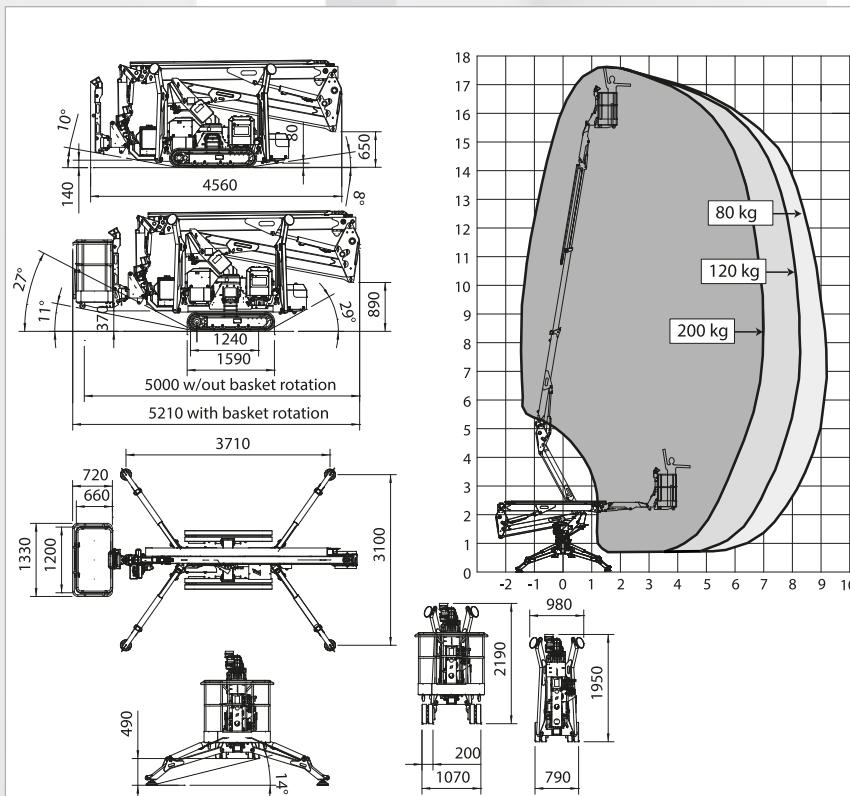
TECHNICAL SPECIFICATIONS		STD	E	ED
Maximum working height	m		15,00	
Floor height	m		13,00	
Maximum side outreach	m		7,40 (120kg)	
Rotation angle of the tower	°		360	
Aluminium basket dimensions	m		1,30 x 0,70	
Basket rotation angle	°		70+70	
Maximum capacity of basket	Kg		200	
Length closed (basket disassembled)	m		5,00 (4,36)	
Minimum width closed	mm		780	
Minimum height closed	mm		1950	
Overall dimensions Stabilization	m		3,00 x 3,66	
Maximum horizontal inclination	degrees/%		16° (29%)	
Maximum side inclination	degrees/%		17° (31%)	
Maximum speed	Km/h	1,5/2,5	0,8/1,5	1,5/2,5
WEIGHTS		STD	E	ED
Weight in work conditions*	Kg	1.980*	2.100*	2250*
Ground pressure stowed machine	KN/m²		3,09	
Ground pressure when on stabilizers	KN/m²		1,87	
Max point load on one stabilizer	KN		14,30	
POWER		STD	E	ED
Honda iGX390 petrol engine	HP/rpm	13/3600	-	-
Z482 Kubota diesel engine	HP/rpm	13/3200	-	-
Electric Motor 230Vac/50Hz (110Vac/60Hz)	CV/KW	2,20/3 (1,50/2)	2,20/3 (1,50/2)	-
Electric Motor 24 Vdc	CV/KW	-	3,5/4,8	3,5/4,8
Traction battery capacity	Ah	-	210	210
			300	300

* Subject to change depending on configuration.

SERIES SPIDER 18.90

The Best solution for the maintenance of your house and garden

- Available with KUBOTA diesel engine with liquid cooling
- Available in bi-energy Electric version with 230Vac motor and Lithium-technology batteries
- Easy access to each component for simplified maintenance
- Easy to use with precise and proportional controls
- Equipped with flying jib without any basket capacity restriction
- Air/water and 230Vac outlets are available into the basket
- Fully protected by metal covers against falling objects
- Cranked outrigger design for increased ground clearance
- Quick detach and interchangeable cage



TECHNICAL SPECIFICATIONS		STD	E	ED
Maximum working height	m		17,60	
Floor height	m		15,60	
Maximum side outreach	m		9,20	
Rotation angle of the tower	°		360	
Aluminium basket dimensions	m		1,30 x 0,70	
Basket rotation angle	°		70+70	
Maximum capacity of basket	Kg		200	
Length closed (basket disassembled)	m		5,00 (4,36)	
Minimum width closed	mm		780	
Minimum height closed	mm		1950	
Overall dimensions Stabilization	m		3,00 x 3,66	
Maximum horizontal inclination	degrees/%		16° (29%)	
Maximum side inclination	degrees/%		17° (31%)	
Maximum speed	Km/h	1,5/2,5	0,8/1,5	1,5/2,5
WEIGHTS		STD	E	ED
Weight in work conditions*	Kg	2.350*	2.500*	2650*
Ground pressure stowed machine	KN/m²		3,69	
Ground pressure when on stabilizers	KN/m²		2,52	
Max point load on one stabilizer	KN		17,50	
POWER		STD	E	ED
Honda iGX390 petrol engine	HP/rpm	13/3600	-	13/3600
Z482 Kubota diesel engine	HP/rpm	13/3200	-	13/3200
Electric Motor 230Vac/50Hz (110Vac/60Hz)	CV/KW	2,20/3 (1,50/2)	2,20/3 (1,50/2)	2,20/3 (1,50/2)
Electric Motor 24 Vdc	CV/KW	-	3,5/4,8	3,5/4,8
Traction battery capacity	Ah	-	210 300	210 300

* Subject to change depending on configuration.

SERIES **SPIDER 18.95**

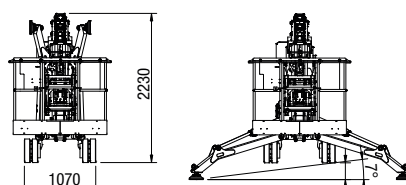
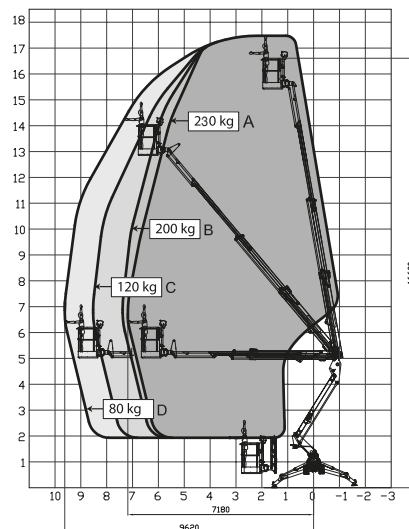
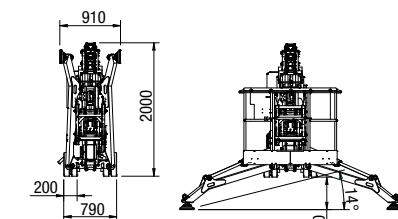
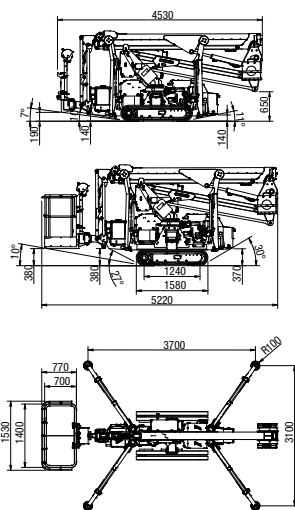
An optimized outreach for our best seller

- Side outreach of 9.6 m
- Available with Kubota Diesel engine and automatic accelerator or in the version endothermic engine + Lithium-Ion batteries or completely electric with batteries
- 230 kg of loading capacity in the basket
- Radio remote control with DISPLAY as standard equipment

- Versatility and modularity in the choice of accessories
- Diagnostic display in the ground panel and PBT (Platform Basket Telematics)
- Total protection of the chassis with steel covers.
- Supplied with air/water and 230Vac in the basket as standard equipment.
- Interchangeable hydraulic winch with 250 kg of loading capacity as optional accessory.



**230
KG**



TECHNICAL SPECIFICATIONS		STD	E	ED
Maximum working height	m	17,60		
Floor height	m	15,60		
Maximum side outreach (80kg)	m	9,60		
Maximum side outreach (140kg)	m	8,60		
Rotation angle of the tower	°	360		
Aluminium basket dimensions	m	1,50 x 0,70		
Basket rotation angle	°	90+90		
Maximum capacity of basket	Kg	230		
Length closed (basket disassembled)	m	5,00 (4,36)		
Minimum width closed	mm	780		
Minimum height closed	mm	1990		
Overall dimensions Stabilization	m	3,00 x 3,66		
Maximum horizontal inclination	degrees%	16° (29%)		
Maximum side inclination	degrees%	17° (31%)		
Maximum speed	Km/h	1,5/2,5	0,8/1,5	1,5/2,5
WEIGHTS		STD	E	ED
Weight in work conditions*	Kg	2.350*	2.500*	2650*
Ground pressure stowed machine	KN/m²	3,69		
Ground pressure when on stabilizers	KN/m²	2,52		
Max point load on one stabilizer	KN	17,50		
POWER		STD	E	ED
Honda iGX390 petrol engine	HP/rpm	13/3600	-	13/3600
Z482 Kubota diesel engine	HP/rpm	13/3200	-	13/3200
Electric Motor 230Vac/50Hz (110Vac/60Hz)	CV/KW	2,20/3 (1,50/2)	2,20/3 (1,50/2)	2,20/3 (1,50/2)
Electric Motor 24 Vdc	CV/KW	-	3,5/4,8	3,5/4,8
Traction battery capacity	24Vdc Lead Acid 24Vdc Lithium Ion	Ah	-	210 300

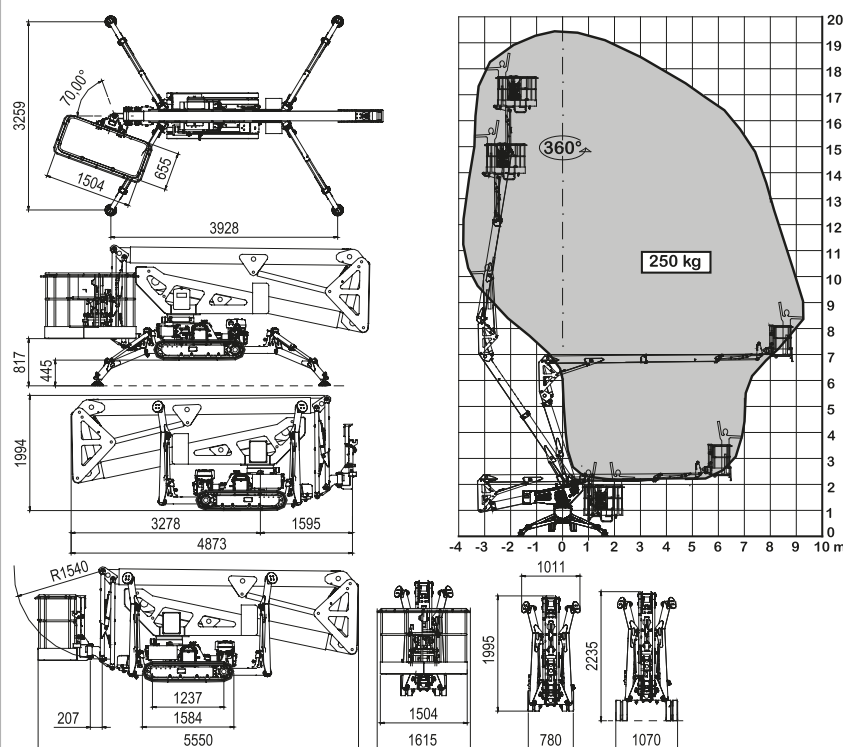

* Subject to change depending on configuration.



SERIES SPIDER 20.95

Technology and performance that do not fear comparison

- Ultra-light and easy to transport with trailers
- 250 kg capacity in the basket without outreach restrictions
- Excellent obstacle clearance height
- Standard configuration equipped with stabilization and automatic reclosing device
- Versions for every need, Diesel, AC electric, with Lithium ion battery operation
- Remote Control for translation and emergency aerial controls
- Absence of pipes and cables outside the arms
- Optimal protection of all exposed parts at risk of falling objects
- Air/water and 230Vac lines available in the basket
- Proportional and adjustable speed in translation and for aerial movements
- Display with operating diagnostics on board the platform



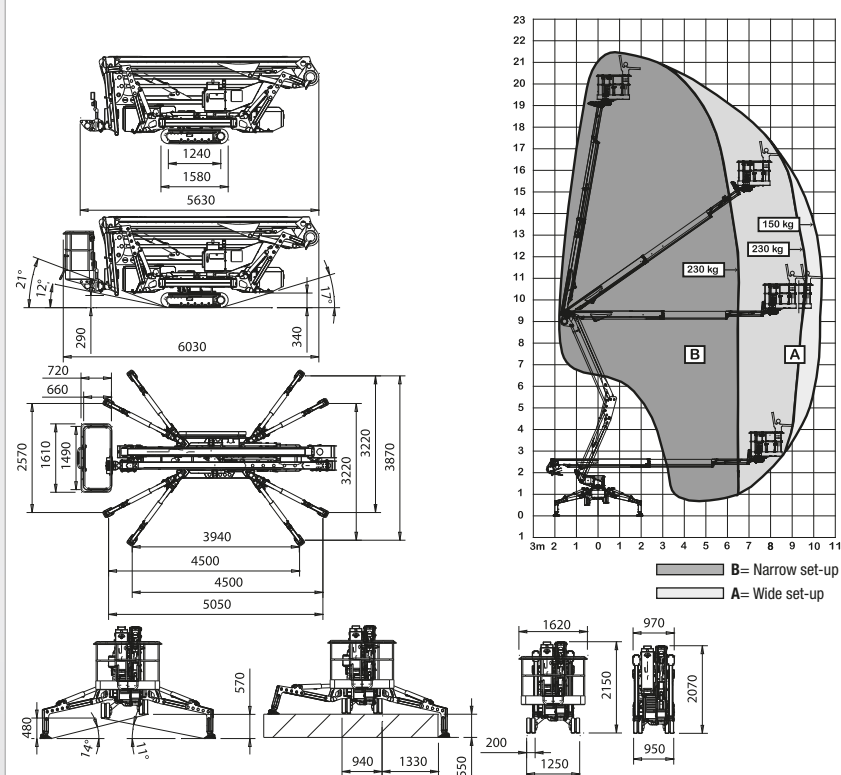
TECHNICAL SPECIFICATIONS		STD	E	ED
Maximum working height	m		19,40	
Floor height	m		17,40	
Maximum side outreach	m		9,50	
Rotation angle of the tower	°		400	
Aluminium basket dimensions	m		1,50 x 0,70	
Basket rotation angle	°		90+90	
Maximum capacity of basket	Kg		250	
Length closed (basket disassembled)	m		5,55 (4,87)	
Minimum width closed	m		0,79	
Minimum height closed	m		1,99	
Overall dimensions Stabilization	m		3,25 x 3,92	
Maximum horizontal inclination	degrees/%		20° (36%)	
Maximum side inclination	degrees/%		17° (31%)	
Maximum speed	Km/h	1,5	0,8	1,5
WEIGHTS		STD	E	ED
Weight in work conditions*	Kg	2700*	2750*	2850*
Ground pressure stowed machine	KN/m²	2,94	3,21	3,36
Ground pressure when on stabilizers	KN/m²	1,91	2,09	2,09
Max point load on one stabilizer	KN	21	23	23
POWER		STD	E	ED
Honda iGX390 petrol engine	HP/rpm	12/3600	-	12/3600
Z482 Kubota diesel engine (optional)	HP/rpm	11/3200	-	11/3200
Electric motor 220 Vac	CV/KW	3 / 2,2	3 / 2,2	-
Electric Motor 24 Vdc	CV/KW	-	5,4/4,0	5,4/4,0
Traction battery capacity	Ah	-	200 300	150 200
Battery charger	lead acid lithium ion	Ah	- 45 100/50	- 45 100/50

* Subject to change depending on configuration.

SERIES SPIDER 22.10

Light & high performance

- Ultra-light and easy to transport
- 230 kg in the basket
- Electric battery or HYBRID version on request
- Easy access to every component subject to maintenance.
- Simple but precise to use.
- Equipped with radio remote control
- Triple stabilization set up and automatic outreach
- Multi-width stabilizer settings to enable machine to set up in confined spaces
- Air & Water & 220 Vac outlets into the basket
- Cage interchangeable with winch (optional)



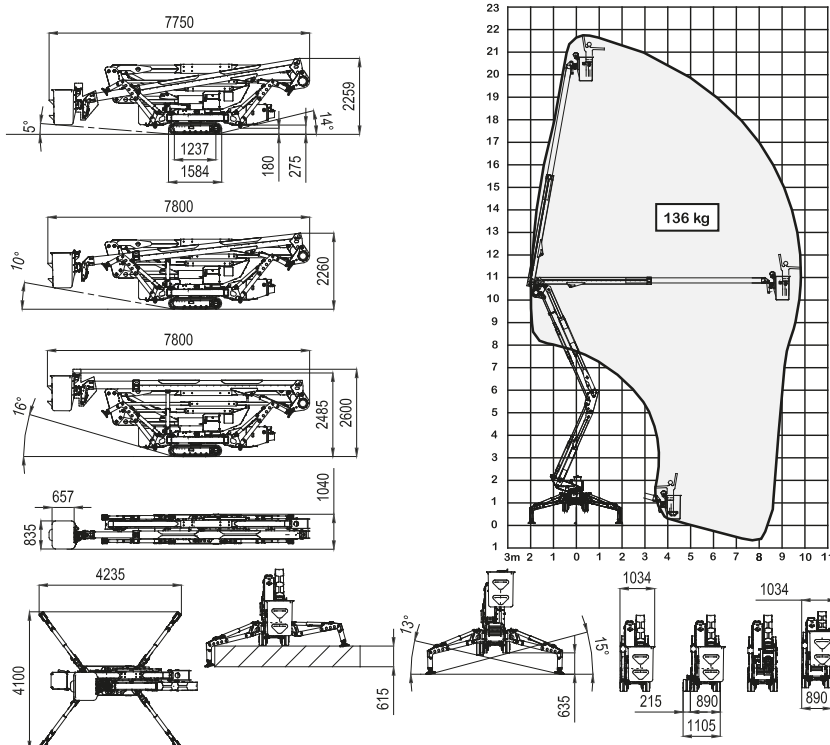
TECHNICAL SPECIFICATIONS		STD	E	ED
Maximum working height	m		21,70	
Floor height	m		19,70	
Maximum side outreach	m		10,30	
Rotation angle of the tower	°		365	
Aluminium basket dimensions	m		1,50 x 0,70	
Basket rotation angle	°		90+90	
Maximum capacity of basket	Kg		230	
Length closed (basket disassembled)	m		5,97 (5,28)	
Minimum width closed	m		0,98	
Minimum height closed	m		2,06	
Overall dimensions			3,87 x 3,94	
Stabilization	Wide Narrow		2,57 x 5,05	
Maximum horizontal inclination	degrees/%		16° (29%)	
Maximum side inclination	degrees/%		17° (31%)	
Maximum speed	Km/h	1,5	0,8	1,5
WEIGHTS		STD	E	ED
Weight in work conditions*	Kg	2980*	3260*	3260*
Ground pressure stowed machine	KN/m²	2,94	3,21	3,21
Ground pressure when on stabilizers	KN/m²	1,91	2,09	2,09
Max point load on one stabilizer	KN	21	23	23
POWER		STD	E	ED
Z602 Kubota diesel engine	HP/rpm	14/3600	-	14/3600
Electric motor 220 Vac	CV/KW	3 / 2,2	3 / 2,2	-
Electric Motor 24 Vdc	CV/KW	-	7,4/5,5	7,4/5,5
Traction battery capacity	Ah	-	2x210	1x210
			400	300
Battery charger	Ah	-	45	45
			100/50	100/50

* Subject to change depending on configuration.

SERIES SPIDER 22.10.46 kV

Suitable for aerial work near live power lines

- Conforms to the ANSI/SAIA A92.2 standard for category C machines
- High pressure hydraulic lines for basket accessories
- Tracked crawler with hydraulic widening
- Radio Command in Basket with spare battery
- Easy maintenance
- Simple and intuitive on-board equipment
- Ultra-light and easy to transport



TECHNICAL SPECIFICATIONS		STD
Dielectric protection during working	KV	46
Maximum working height	m	21,80
Floor height	m	19,800
Maximum side outreach	m	10,00
Rotation angle of the tower	°	360
Aluminium basket dimensions	m	0,60x0,76
Basket rotation angle	°	70+70
Maximum capacity of basket	Kg	136
Length closed (basket disassembled)	m	7,75
Minimum width closed	m	0,90
Minimum height closed	m	2,25
Overall dimensions Stabilization	m	4,15 x 4,27
Maximum horizontal inclination	degrees/%	16° (29%)
Maximum side inclination	degrees/%	16° (29%)
Maximum speed	Km/h	1,50
Two Speed (option)		2,70
WEIGHTS		STD
Weight in work conditions*	Kg	3790
Ground pressure stowed machine	KN/m²	7,47
Ground pressure when on stabilizers	KN/m²	2,30
Max point load on one stabilizer	KN	21,8
POWER		STD
Z602E Kubota diesel engine	CV/Giri'	12,5 / 3200
Electric Motor 12 Vdc	CV/Giri'	-
Ignition and emergency battery	Vdc/Ah	12 / 55

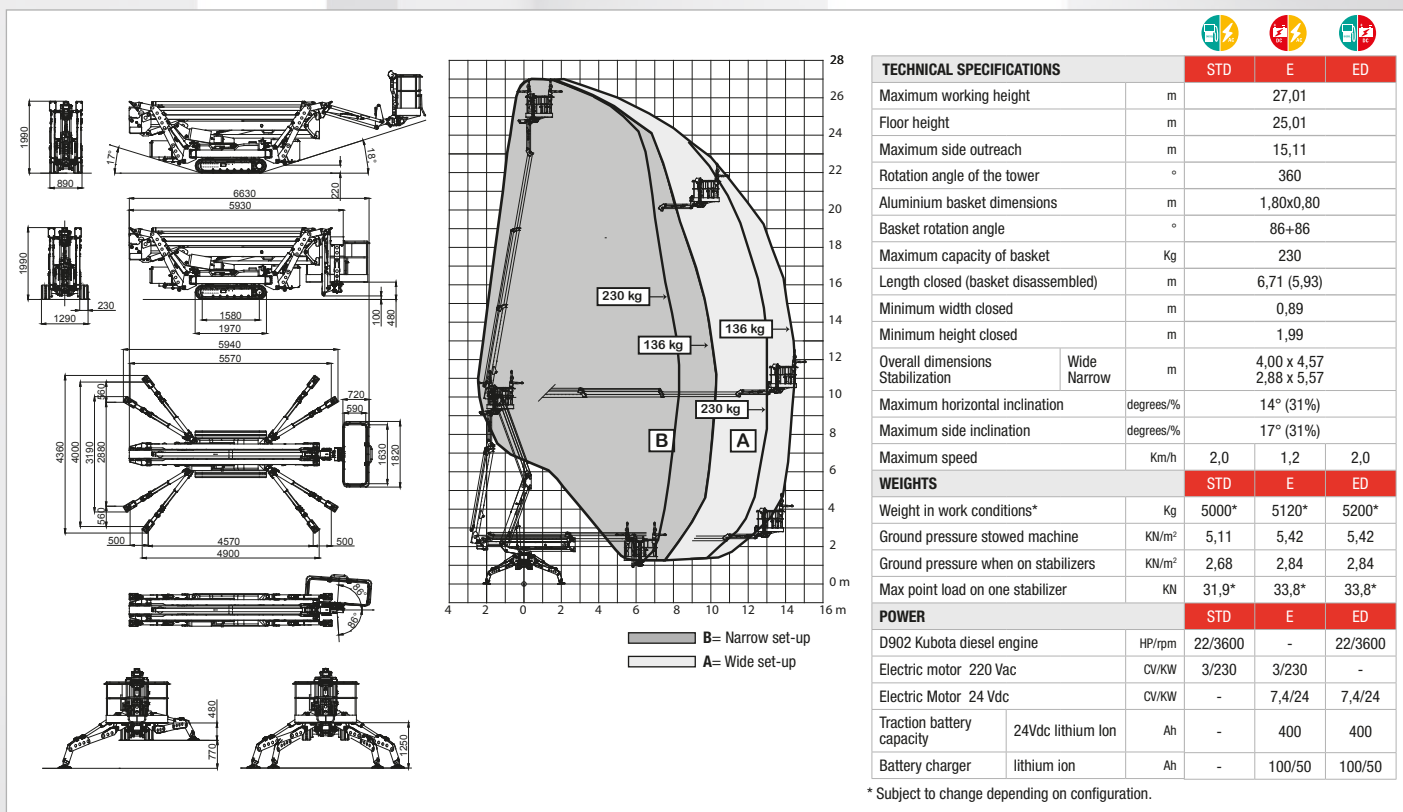
* Subject to change depending on configuration.

SERIES SPIDER 27.14

The most compact and easy to use

- Only 88cm (35") wide to go through a single door
- Automatic stabilization and automatic storage device
- Rapid movement even in multi-function
- Great "Up and Over"
- Easy maintenance
- Simple and intuitive on-board equipment
- Air & Water & 220 Vac outlets into the basket

- Total protection for hydraulics pipes
- Bi energy Diesel+ Lithium Ion batteries available on demand
- Fully protected with steel covers
- Comfortable cage, with 230 kg capacity (2 operators)
- Cage interchangeable with winch (optional)

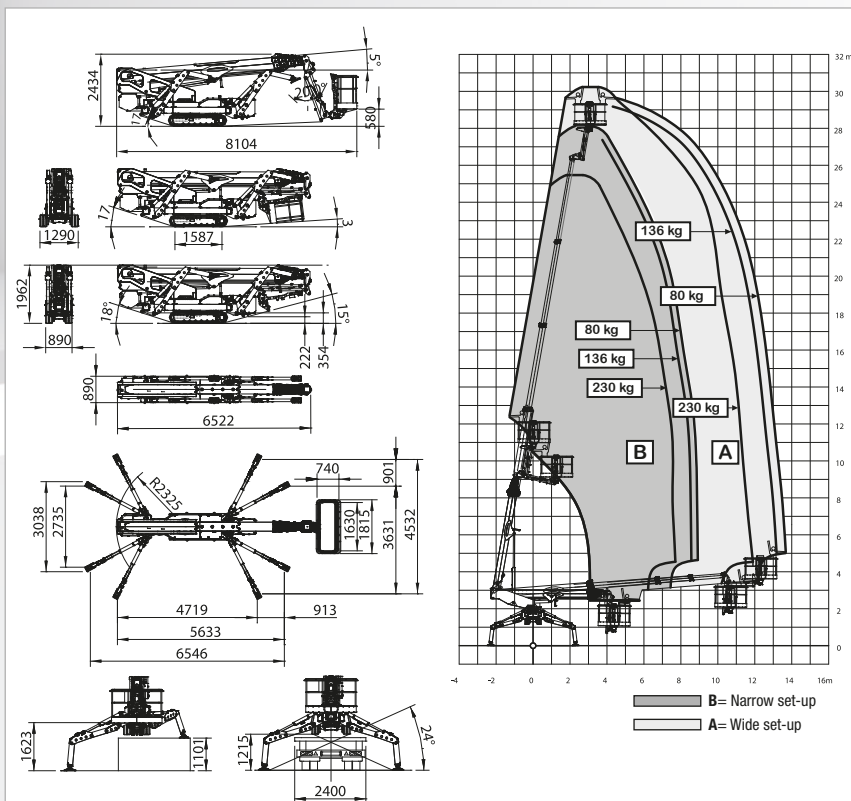


SERIES SPIDER 30 T

Lightweight, agile and extremely compact at 30m of working height.

- Easy city transportable
- Only 88cm (35") wide to go through a single door.
- Automatic stabilization and automatic storage device.
- Absence of pipes and cables outside the telescopic arm
- In narrow stabilization up to 18.5 m of outreach

- Easy maintenance
- Simple and intuitive on-board equipment
- Diagnostics with display installed on board.
- Air & Water & 220 Vac outlets into the basket
- Wide cage, with 230 kg capacity (2 operators)
- Cage interchangeable with winch (optional)



TECHNICAL SPECIFICATIONS		STD	E	ED
Maximum working height	m		30,20	
Floor height	m		28,20	
Maximum side outreach	m		13,60	
Rotation angle of the tower	°		360	
Aluminium basket dimensions	m		1,80x0,70	
Basket rotation angle	°		86+86	
Maximum capacity of basket	Kg		230	
Length closed (basket disassembled)	m		6,58	
Minimum width closed	m		0,89	
Minimum height closed	m		1,98	
Overall dimensions			4,53 x 4,72	
Stabilization	Wide Narrow		2,73 x 6,55	
Maximum horizontal inclination	degrees/%		14° (31%)	
Maximum side inclination	degrees/%		17° (31%)	
Maximum speed	Km/h	2,0	1,2	2,0
WEIGHTS		STD	E	ED
Weight in work conditions*	Kg	4720*	4800*	4880*
Ground pressure stowed machine	KN/m²	3,88	3,88	4,00
Ground pressure when on stabilizers	KN/m²	2,17	2,17	2,24
Max point load on one stabilizer	KN	32,4	32,4	33,5
POWER		STD	E	ED
D902 Kubota diesel engine	HP/rpm	22/3600	-	22/3600
Electric motor 220 Vac	CV/KW	3/230	3/230	-
Electric Motor 24 Vdc	CV/KW	-	7,4/24	7,4/24
Traction battery capacity	24Vdc Lithium Ion	Ah	-	400
Battery charger	lithium ion	Ah	-	100/50

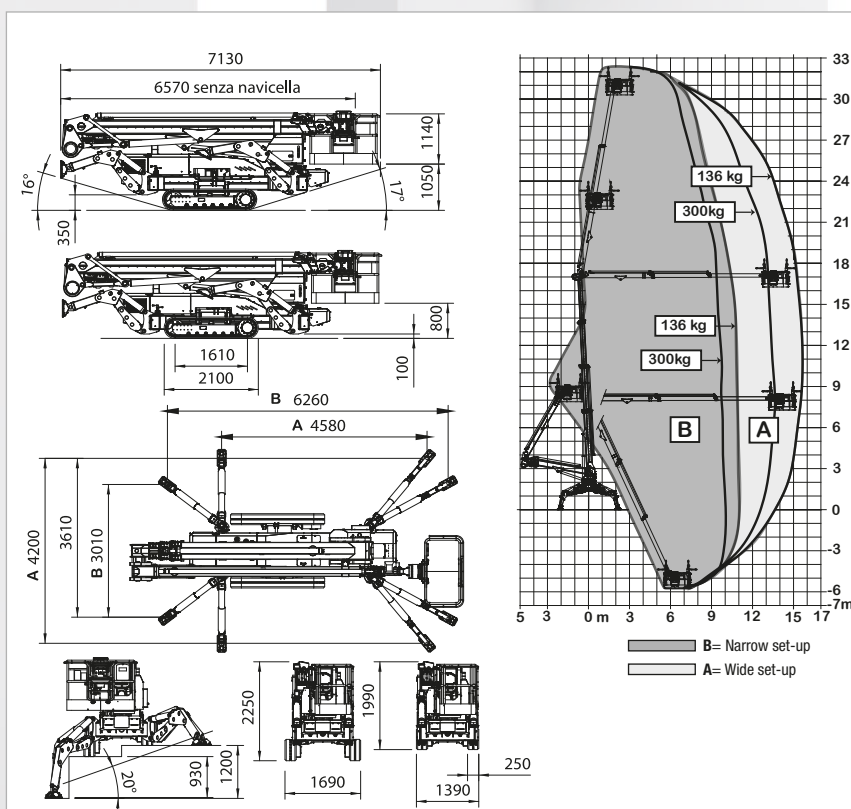
* Subject to change depending on configuration.

SERIES SPIDER 33.15

The most reliable, compact and easy to manoeuvre without operator

- 17 m "Up & Over" working with a max side outreach up to 15 m
- Capability to be operated 6m below ground level
- Equipped with radio remote control and standard automatic stabilization
- Possibility to self- loading and unloading the machine on a flat-bed truck body
- Available also a bigger size of cage (up to 2,20m)

- Agile and stable on a variable width crawler tracks
- Easy maintenance
- Simple and intuitive on-board equipment
- Ultra-light and easy to transport
- Air & Water 220/110 Vac outlets into the basket
- Fully protected by metal shields



TECHNICAL SPECIFICATIONS		STD	E	ED
Maximum working height	m		32,40	
Floor height	m		30,40	
Maximum side outreach	m		15,60	
Rotation angle of the tower	°		400	
Aluminium basket dimensions	m		1,63 x 0,87	
Basket rotation angle	°		90+90	
Maximum capacity of basket	Kg		300	
Length closed (basket disassembled)	m		7,13 (6,57)	
Minimum width closed	m		1,39	
Minimum height closed	m		1,39	
Overall dimensions				
Stabilization	Wide Narrow		4,21 x 4,58	3,07 x 6,26
Maximum horizontal inclination	degrees/%		14° (31%)	
Maximum side inclination	degrees/%		17° (31%)	
Maximum speed	Km/h	2,0	1,2	2,0
WEIGHTS		STD	E	ED
Weight in work conditions*	Kg	6500*	6800*	6800*
Ground pressure stowed machine	KN/m²	6,75	6,75	7,03
Ground pressure when on stabilizers	KN/m²	3,48	3,48	3,61
Max point load on one stabilizer	KN	37,6	37,6	39,0
POWER		STD	E	ED
D902 Kubota diesel engine	HP/rpm	22/3600	-	22/3600
Electric motor 380 Vac	CV/KW	15/380	15/380	-
Electric Motor 24 Vdc	CV/KW	-	7,4/24	7,4/24
Traction battery capacity	Ah	-	2x210 400	2x210 400
Battery charger	Ah	-	45 100 / 50	45 100 / 50

* Subject to change depending on configuration.

SERIES SPIDER 39T

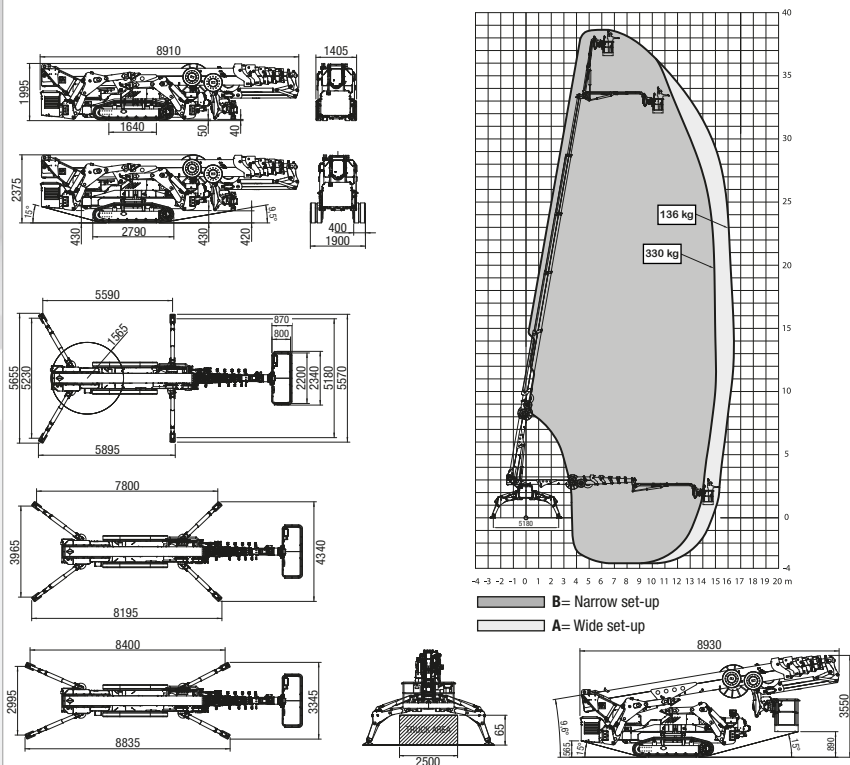
Stability at high altitude

- Automatic stabilization and automatic storage device
- Bi energy Diesel+ Lithium Ion batteries available on demand
- Radio remote control, with a selector fast/slow for the drive
- Easy maintenance
- Simple and intuitive on-board equipment
- Diagnostics with display installed on board

- Reduced overall dimensions
- Double telescopic articulated boom for an increased velocity while working at height



**330
KG**



TECHNICAL SPECIFICATIONS		STD	ED
Maximum working height	m	38,64	
Floor height	m	36,54	
Maximum side outreach	m	16,68	
Rotation angle of the tower (endless)	°	360	
Aluminium basket dimensions	m	2,34x0,87	
Basket rotation angle	°	90+90	
Maximum capacity of basket	Kg	330	
Length closed	m	8,91	
Minimum width closed	m	1,41	
Minimum height closed	m	1,99	
Overall dimensions	Wide	5,23 x 5,59	
Stabilization	Narrow	3,96 x 7,80	
Maximum horizontal inclination	degrees/%	15° (27%)	
Maximum side inclination	degrees/%	17° (31%)	
Maximum speed	Km/h	1,5	1,5
WEIGHTS		STD	ED
Weight in work conditions*	Kg	11900*	11970*
Ground pressure stowed machine	KN/m ²	5,60	5,63
Ground pressure when on stabilizers	KN/m ²	3,99	4,02
Max point load on one stabilizer	KN	93,6	94,2
POWER		STD	ED
D1803 Kubota diesel engine	HP/rpm	37/2700	37/2700
Electric motor 380 Vac	kW	11	-
Electric Motor 48 Vdc	kW	-	5
Traction battery capacity	Ah	-	200
Battery charger	lead acid lithium ion	Ah	- 100/50

* Subject to change depending on configuration.



SERIES SPIDER 43 T

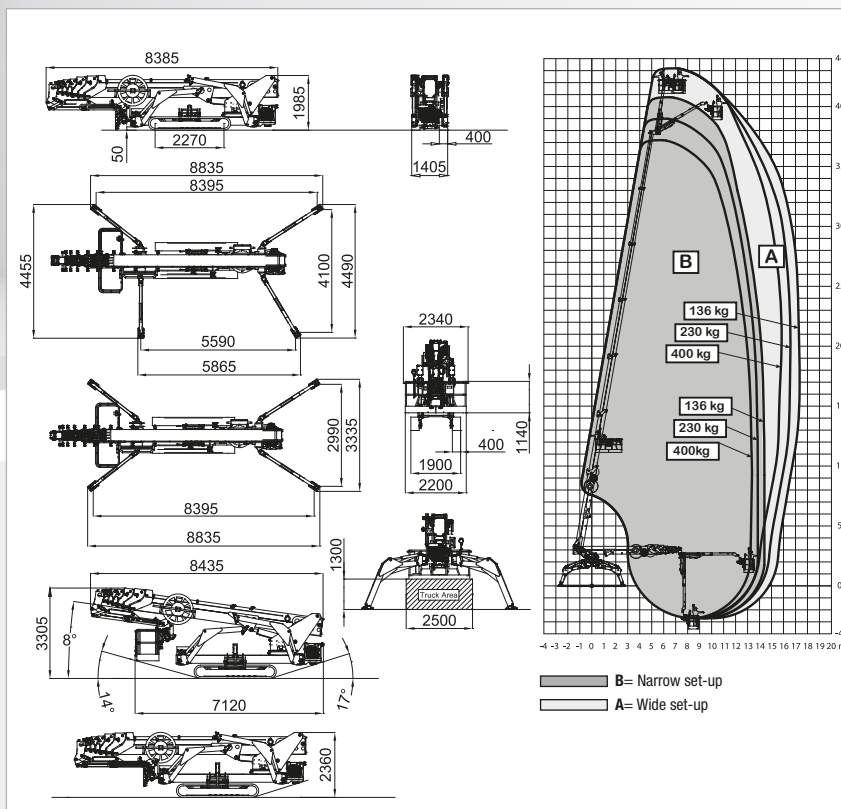
Stability at high altitude

- Automatic stabilization and automatic storage device
- Bi energy Diesel+ Lithium Ion batteries available on demand
- Radio remote control, with a selector fast/slow for the drive
- Easy maintenance
- Simple and intuitive on-board equipment
- Diagnostics with display installed on board

- Reduced overall dimensions
- Double telescopic articulated boom for an increased velocity while working at height



**400
KG**



TECHNICAL SPECIFICATIONS		STD	ED
Maximum working height	m		43,18
Floor height	m		41,15
Maximum side outreach	m		17,33
Rotation angle of the tower (endless)	°		360
Aluminium basket dimensions	m		2,34x0,87
Basket rotation angle	°		90+90
Maximum capacity of basket	Kg		400
Length closed (basket disassembled)	m		8,46 (8,43)
Minimum width closed	m		1,41
Minimum height closed	m		1,99
Overall dimensions			5,23 x 5,59
Stabilization	Wide Narrow		4,01 x 7,80
Maximum horizontal inclination	degrees/%		15° (27%)
Maximum side inclination	degrees/%		17° (31%)
Maximum speed	Km/h	1,5	1,5
WEIGHTS		STD	ED
Weight in work conditions*	Kg	12430*	12570*
Ground pressure stowed machine	KN/m²	6,16	6,23
Ground pressure when on stabilizers	KN/m²	4,17	4,22
Max point load on one stabilizer	KN	92,6	93,6
POWER		STD	ED
D1803 Kubota diesel engine	HP/rpm	37/2700	37/2700
Electric motor 380 Vac	CV/KW	15/380	-
Electric Motor 24 Vdc	CV/KW	-	6,7/48
Traction battery capacity	48Vdc Lithium Ion	Ah	-
Battery charger	lead acid lithium ion	Ah	-
			100/50


* Subject to change depending on configuration.

Related accessories

The world of work requires platform interventions in multiple conditions so to meet the specific needs of the customers we have optimized a series of accessories. Furthermore, our technical department is available for the study and the realization of additional accessories and customization interventions, according to the customer's needs and expectations.



Non-marking type rubber tracks, allow moving on delicate surfaces.



Endothermic diesel engine replacing the petrol engine (models up to 20m only).



Stabiliser plates of a larger size to reduce the ground pressure.



Rotating basket replacing the fixed one (only models up to 18m in height).



Track transmission with slow/fast double speed (only models up to 18m in height).



Work light in the basket.



Anti-collision device in conductive rubber applied to the aerial basket.



Wind speed control device, with alarm.



Maintenance battery charger, for endothermic engine ignition battery.



Emergency electric pump, allows to bring to the operator in basket to the ground in case of endothermic motor failure.



ARTICO synthetic oil load for very cold climates (suggested for temperatures starting from -5° C).




BIODEGRADABLE synthetic oil load.



INTERCOM device for man-on-the-ground communication with personnel in aerial basket.



Application of plate-holder frame with 4 plates provided to reduce the pressure on the ground.



Location and remote diagnostic device applied to the platform. Allows remote diagnosis.



Single-seater basket to replace and/or add to the supplied aerial basket.



Fibreglass aerial basket replacing the aluminium basket. (only for some models).



Hoisting winch.




Supplement for painting in a different colour other than Platform Basket red.



Extended warranty from 12 to 24 months.



Extended warranty from 12 to 36 months.



VIDEO



PLATFORM
BASKET



PLATFORM BASKET

Via Montessori, 1 - 42028 Poviglio - RE - Italy
Tel. +39 **0522 967666** - Fax +39 0522 967667
info@platformbasket.com

www.platformbasket.com