

# ZOOMLION

## CRAWLER SCSSIOR LIFTS

### ZS0508C/ZS0610C

Comply with ANSI/CSA/CE Standard

#### HIGHLIGHTS

##### High Performance

- ▶ Rubber crawler provides small ground pressure and great obstacle crossing ability
- ▶ Pivot steering with good maneuverability
- ▶ Simple single handle control for steering and walking
- ▶ Work height of 8.8m with high working efficiency (ZS0610C only)

##### Cost-Effectiveness

- ▶ Knuckles lubrication-free and maintenance-free
- ▶ AC motor full lifecycle maintenance-free

#### FEATURES

##### Standard Features

Proportional controls	Over tilt protective system
All motion alarm	Hour meter
Fold-down handrails	Extension deck (unidirectional)
Flashing beacon	Charging protection system
Self-closing entry gate	Scissor maintenance prop
Autobrake system	Forklift pockets
Emergency descent system	Load sensing system
Emergency stop button	AC power to platform
On-board diagnostic	Horn

##### Accessories & Options

- ▶ Platform work lights
- ▶ Air line to platform
- ▶ Overhead protection bar
- ▶ Low-temperature hydraulic oil

## ACCESS WITH ZOOMLION GREEN

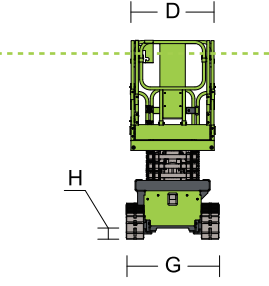
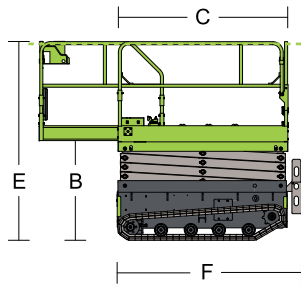
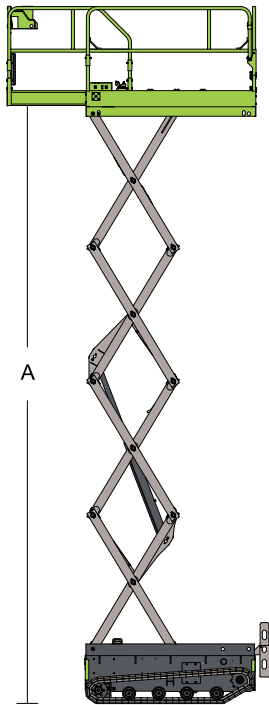
Phone: 0086(731)-88353692  
E-mail: awp@zoomlion.com

Add: 701 Xulong Nan Lu, Xiangjiang New District, Changsha Hunan, China  
Web: www.zoomlion-access.com



#### ZOOMLION

Model	ZS0508C		ZS0610C	
	Imperial	Metric	Imperial	Metric
Size				
Work Height	21ft 4in	6.5m	28ft11in	8.80m
A Platform Height-Elevated	14ft 9in	4.5m	22ft4in	6.80m
B Platform Height-Stowed	3ft 3in	0.99m	3ft 8in	1.12m
C Platform Length	4ft 3in	1.29m	6ft4in	1.94m
D Platform Width	2ft 4in	0.7m	3ft1in	0.95m
Platform Extension	2ft	0.6m	3ft	0.91m
E Overall Height (Rails Up)	6ft 11in	2.1m	7ft5in	2.26m
Overall Height (Rails Down)	5ft 9in	1.74m	5ft10in	1.77m
F Overall Length	4ft 9in	1.46m	6ft1 1in	2.1m
G Overall Width	2ft 8in	0.81m	3ft5in	1.05m
H Ground Clearance	3in	0.07m	4.5in	0.127m
Performance				
Platform Capacity	530lb	240kg	550lb	250kg
capacity on Deck Extension	220lb	100kg	250lb	113kg
Max. Number of Workers (Indoor/Outdoor)	1/0		2/1	
Drive Speed (Stowed)	1.25mph	2km/h	1.25mph	2km/h
Drive Speed (Raised)	0mph	0km/h	0mph	0km/h
Turning Radius	0in	0m	0in	0m
Drive Motor	2×0.77KW		2×1.8KW	
Up/Down Time	23s/25s		34s/30s	
Gradeability	25%(14°)		30%(17°)	
Max. Working Slope (Lateral/Vertical)	1.7°/1.7°		2°/2°	
Drive	Rear Wheels		Rear Wheels	
Brake	Rear Wheels		Rear Wheels	
Power				
Battery	2×12V104Ah (FULLRIVER) 2×12V/115Ah (QUIMO)		4×6V/220Ah (HOPPECKE) 4×12V/270Ah (QUIMO)	
Charger	24V/30A		24V/30A	
Weight				
Gross	1975lb	895kg	3750lb	1700kg



ZOOMLION ACCESS reserves the right to make specification and/or equipment changes without prior notification.  
Product specifications are updated to June, 2024.